

Commissioner's Comments:

- Child Abuse Prevention starts with each one of us. Together we can make it easier for families to access support services and learn how to identify and build on family strengths. Visit the National Child Abuse Prevention Month website for more information. <https://www.childwelfare.gov/topics/preventing/preventionmonth/>. March was an especially challenging month for our Child Protective Team with 172 separate reports investigated. This was the third highest monthly total since we started keeping records in 2007.
- Roadmap to Better Health – Updated county health rankings will be released on April 27th. Because many of the statistics tracked in the rankings lag by 2-3 years, we do not anticipate significant improvement in this year's rankings. Increasing access to substance use treatment, improving graduation rates, and fair COVID vaccination rates bode well for modest improvements in our ranking over the next few years. In the year ahead, we will adjust our focus to address what is learned from the new rankings and I expect to continue our focus on emergency mental health and substance use treatment alongside the promotion of healthier behaviors, increasing access to affordable housing, and increasing access to child care.

Adult Care Center:

Care Center Key Statistics – all data as of February 28, 2022				
Monthly Total Expenses to Date	Monthly Cash Receipts	Census	Vacant Positions	Meals Prepared for Residents
\$1,208,981.85	\$608,841.29	86 (-3)	Approx. 70	7796 (-202)
Admissions / Discharges	Total Day Care Visits	Total OT treatments	Total PT treatments	Meals on Wheels Prepared
3/2	0	353	402	1914 (+124)

Infection Control/COVID Response:

- We continue to encourage all staff to get their booster, though this is no longer a requirement. Changes have been made to CMS guidance which require those who are not up to date to test based on the community transmission levels, and this is implemented at the facility.
- There are no positive cases of residents or staff in the facility as of February 28.
- All staff and visitors continue to be screened when entering the facility. This includes temperature checks.
- Survey data continues to be collected for DOH and CDC as required.

Administration & Staffing

- We continue to have several nursing vacancies. Bonuses and Incentives are in place to assist with hiring staff and to encourage existing staff to pick up additional shifts. We are piloting a TNA (aka apprentice) program to create more CNA's. One TNA is planning to test soon to certify. We continue to post positions on Indeed.com and various other websites.
- Clinical students have returned to the facility and we are also working on partnering with Sullivan BOCES as well as Workforce Development to have clinical rotations available for more students.
- The National Guard continues to provide personnel support. Support is scheduled to continue until May 31. We currently have 5 guardsmen who are trained and able to perform as a CNA would at the facility. The next rotation of personnel are expected to be certified NYS EMTs.

Community Services:

- Access to Services continues to be limited due to staff shortage but doing triage for hospital discharges and court referrals – predominately seeing persons for medication management.
- Clinic Redesign for improved access and sustainability – have prepared resolutions to enter into contract with Astor and Lexington to provide pediatric and substance use disorder services, respectively.
- 311 Call Center – RFP preparation in progress
- Drug Task Force – Treatment Pillar initiatives include maintenance of the Data Dashboard, Stigma Campaign, and development of a Narcan alert system. Significant progress made in delivering medication assisted treatment and discharge planning at Sullivan County Jail
- Processed an Affiliation Agreement and BAA with Cazenovia College for CASAC interns.

Care Management:

- The care management unit continues to actively engage clients for both Health Home agencies and the HARP Services (Health and Recovery Plan) which are Medicaid and Medicaid Managed Care Health Plans. As of the end of February 2022, there are three active AOT orders (court-ordered medication).

Adult & Children's Single Point of Access Committee:

	New Cases Referred	Previous Cases Reviewed
Adult Cases	3	36
Child Cases	2	17

- Supportive Housing Update:

	Housed	Waiting List
RSS Community Residence	12	84
RSS Sullivan Treatment Apartment Program	28	73
RSS Sullivan County Respite	1	3
RSS Supportive Apartment Program	55	133
RSS Invisible Children's Apartment Program	6	33
RSS Chestnut Street Apartments	37	28

Behavioral Health Clinic (Mental Health and Substance Abuse):

- 173 clients of 519 current clients (33%) are considered high-risk for an emergency department visit, inpatient psychiatric hospitalization, inpatient substance use treatment, and/or readmission within 30 days to another behavioral health facility.

Vacancies:

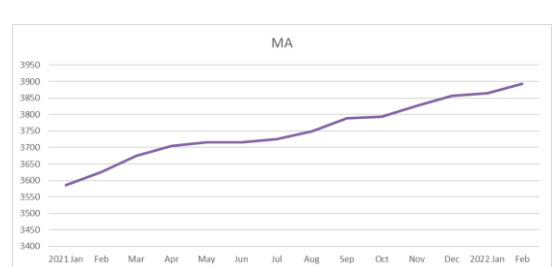
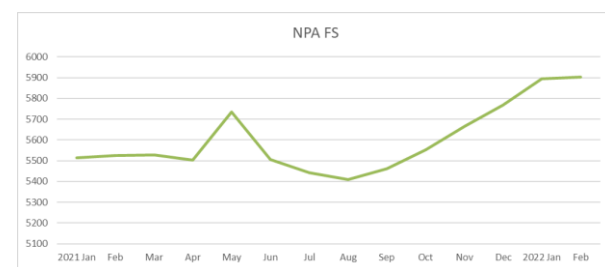
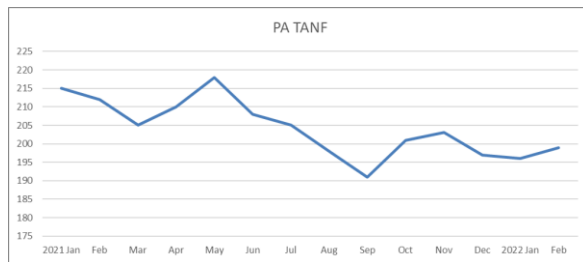
Position Title & No.	Status	Notes
Account Clerk/Database, #3039	Vacant – resigned	Admin – Position was downgraded (No applicants)
Addiction Services Counselor II, #2252	Vacant – resigned	Chem - Request to fill submitted
Asst. Social Worker II, #2325	Vacant – retired	CM – Request to fill submitted
Clinical Program Manager, #3457	Vacant – new position	CM - Posted on Website
Community MH Nurse, #913	Vacant – promoted	MH – Request to fill submitted
Staff Social Worker I, #130	Vacant – resigned	MH - Approved to fill
Staff Social Worker I, #2320	Vacant – resigned	MH - Request to fill submitted
Staff Social Worker I, #3288	Vacant – resigned	MH - Request to fill submitted
Staff Social Worker I, #3308	Vacant – terminated	MH - Request to fill submitted
Staff Social Worker II, #938	Vacant – retired	MH – Approved to fill
3 Part-time Social Workers, #3424, 3425, 3426	Vacant – new positions	MH - Posted on Website
3 Per-Diem Social Workers, #3427, 3428, 3429	Vacant – new positions	MH - Posted on Website

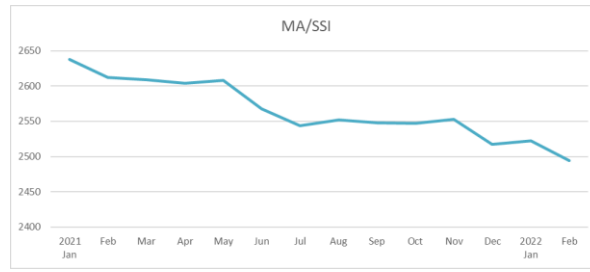
No statistical data was available at the time of this report – an update will be in next month's report

Social Services:

Public Assistance:

Public Assistance Cases (as of 2-28-2022)				
Temp. Assistance to Needy Families	Safety Net	Food Stamps	Medical Assistance	MA/Supplemental Security Income
199 (+3)	250 (-10)	5904 (+10)	3893 (+28)	2494 (-28)
Homelessness Snapshot (as of 2-28-2022)				
Code Blue	Quarantined	Adults / Children	Sex Offenders	Total Homeless
21	0	106/47	17	153





- As of 2/28/2022, the following amounts under the Regular Arrears Supplement program have been disbursed:
 - NYSEG, 468 benefits, \$ 938,230.42
 - O & R, 134 benefits, \$ 291,816.00
 - Central Hudson, 13 benefits, \$ 28939.44
 - Total: 615 benefits in the amount of \$ 1,258,985.80
- HEAP continues to operate most of its components. A 2nd Emergency benefit launched on 2/22/22. The Cooling component will open on 5/2/22.
- In an attempt to assist families in need of Child Care and help the economy recover from COVID-19 OCFs changed many of the Child Care Subsidy regulations effective December 1, 2021.**
 - The income guidelines for Child Care Subsidy were expanded to not only examine the 200% State Income Standard(SIS) when determining eligibility for a family but to also review the 85% State Median Income levels as well. This allows the program to serve more families.
 - OCFS changed the definition of engaged in work to now be defined as on average an applicant client must work at least 10 hours per week to be eligible for Child Care Subsidy. This is a decrease from the 20 hours previously put in place in September of 2019.
 - Child Care Subsidy cases now require to recertify every 12 months' state wide and have very specific guidelines for closing. Child Care should continue at least for a 12-month period.
 - The state is now requiring the County to cover 24 absences per state fiscal year per child per provider with no need of documentation for absence. Also the absences are covered for all types of providers.
 - The payment of family shares has been removed for Temporary Assistance, Child Preventive and Protective cases, as well as "On Behalf of the Children" cases.
 - The state also allowed Child Care Providers to apply for a Stabilization Grant. This granted allowed Child Care Providers to cover costs of personnel, rent, facility maintenance, or improvements, personal protective equipment, purchase or updates to equipment and supplies in response to COVID-19 and to aid in the health and safety of the staff and children. Out of 42 eligible providers. 39 have been approved to receive the funding from the stabilization grant.



















Housing:

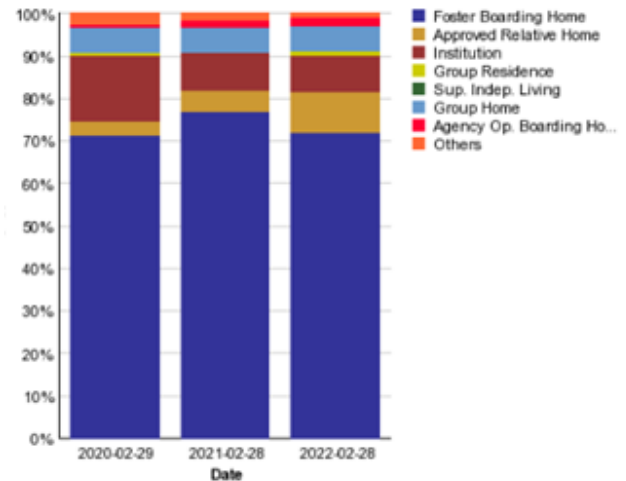
- We continue to work on the various sections of the Request for Proposal to secure Homeless Housing and Assistance Program (HHAP) funding for a Homeless Gateway Center.
- As we continue working towards the planning for the Homeless Gateway Center, staff from the Temporary Assistance Housing Unit visited the HONOR Adult and Family Shelters located in Middletown, NY to discuss their operation and tour the facilities.
- As of 2/8/2022, the following amounts have been disbursed:
 - Rental arrears payments- 388 benefits, \$ 2,911,500.58, Average payment of \$7,503.87
 - Prospective rent payments- 307 benefits, \$ 874,762.10, Average payment of \$2,849.39
- Our Housing Task Force partnership has made tremendous progress towards transitioning individuals who are homeless to permanent housing. We now have a waiting list for the supportive housing program with Catholic Charities. A year ago, there were ten open beds and now they are all full for the first time in the history of the program.
- The Emergency Housing Voucher program administered by ATI has been moving clients that are or were homeless in a hotel/motel into Section 8 housing that might not have been able to afford on a public assistance grant alone. Thus far, Sullivan County has facilitated 35 voucher applications – putting us on par with the most effective counties in the Balance of State consortium. So far, 25 vouchers have been approved and five families are now housed under the program.

Fraud Investigations (as of February 28, 2022)						
Collections (accident liens, property and estate claims)	Cases Active	Cases Referred	Completed	Arrests	Pending arrests	Burials
\$5,147.08 (-36,134.82)	194 (-2)	15 (+2)	34 (+7)	2 (-2)	11 (+1)	16 approved (+2) \$26,390.00 costs (+3,700.00)

Child Support Enforcement Cases (as of February 28, 2022)			
Collections	Petitions Filed	Paternity Establishments	Total Cases
\$490,668	31	13	3,365

Child and Adult Services:

FOSTER CARE STATISTICS				CHILD PROTECTIVE SERVICES			
	FEB 2022	Trend	Goal		2021	YTD 22	FEB 22
Kinship%	8.57%		20%	# New Reports	1410	234	110
Congregate Care%	21.90%		16%	# Indicated Reports	118	9	8
Total in Care	105		<100	Physical abuse	2	0	0
RTF	0			Emotional abuse	0	0	0
Diagnostic	1			Sexual abuse	5	1	1
RTC	10			Neglect	73	7	7
Group Home	6			Domestic violence	0	0	0
Therapeutic Foster Home	35			Educational neglect	24	0	0
Regular Foster Home	38			Substance abuse	5	0	0
Kinship	9			# Unfounded Reports	703	98	45
Other	6			# Court Ordered 1034s	54	5	1
Freed for Adoption	20			PREVENTIVE SERVICES STATISTICS			
Certified Homes	64		5x# in care	NEW REFERRALS		17	
Newly Certified Homes	0			TOTAL CASES		130	
Number of Closed Homes	0						
New Kinship Homes	1						
Pending Certificaion	4						
Total Certified Beds	165						



ADULT SERVICES UNIT:	2021 YTD	2022 YTD	2022 FEB
PERSONAL CARE AIDES			
CASES OPENED	12	3	2
CASES CLOSED	15	1	0
# CASES (AVG.)	28	27	27
PERS			
# CASES (AVG.)	3	0	0
PSA REFERRALS			
16A Neglect/Abuse	53	12	10
16B Neglects Own Basic Needs	41	8	4
16B Untreated Medical Conditions	26	5	3
16B Self-endangering Behaviors	26	5	2
16B Unable to Manage Finances	28	8	4
16B Environmental Hazards	27	1	1
PSA			
CASES OPENED	180	33	23
CASES CLOSED	177	20	19
# CASES (AVG.)	175	171	175
GUARDIANSHIPS			
OPEN	43	44	2

Public Health Services:

- COVID Update:** We began to see a rapid in COVID-19 cases and hospitalizations to very low numbers by the end of January, which continued through February. Mandates for boosters for healthcare and public health workers were relaxed as the deadline approached and discussions at the state level regarding mask mandates in schools being lifted soon. OTC test kits and masks continue to be available and distributed to the community via ECAC and schools by the state. Vaccination clinics continued as well as planning with schools regarding testing and vaccinations although there is much less of a demand/interest.
- Discussion of impact of closure of Project Excel and outreach to determine feasibility of bringing another provider into the county to serve approximately 60 children by summer. Coordination ongoing with MCSD, BOCES, Early Care/PHS and others as needed to get another provider to provide services in Sullivan.
- The 2022-24 Community Health Assessment planning process is underway with Garnet Catskills Medical Center and will be rolled out to the broader community in March and April as we begin collecting surveys, focus groups and key informant interviews. The survey data collection will be conducted by Sienna College for the seven Hudson Valley Counties and provided to county health departments and hospitals.

- Organization of public health dashboard to track key performance indicators is underway
- Researching STI Collaborative with HVCS regarding increasing STI screening options

Position Title & No.	Status	Notes
Director of Patient Services	Vacant – due to promotion	Posted, advertising
Community Health Nurse	Vacant	Posted
Home health aide, # 383	Vacant- retired	Posted
Registered Nurse FT, CHHA, #849	Vacant – resigned	Posted
Registered Nurse per diem, CHHA, #3152	Vacant	Posted
Training & QI Coordinator, #3170	Vacant	Not funded
Principal Account Clerk, #3456	Vacant – new position	5 canvass letters sent, all declined
Registered Nurse per diem, #2782	Vacant - posted	Posted
PHS Program Coordinator, #0451	Vacant – resigned	Posted
PD Public Health Physical Therapist, #3339	Vacant	Posted
Public Health Educator, #3476	Vacant – new position	Need to post
Senior Account Clerk, #0917	Vacant	No current list; exam given 2/5

Early Care Program:

- Received \$10,123.38 in SED revenue in February 2022 and \$1758.75 in EI Revenue in February 2022.
- Total revenue for 2022 to date is \$10,123.88 in SED Medicaid and \$4,020 in DOH-EI revenue
- Claimed \$127,303.51 on 2/15/22, County will receive \$75,745.59.
- The County's EIOD's/Service Coordinators are carrying 75 children for service coordination.
- A modification was drafted for approval to decrease the amount of preschool transportation costs from the current bid received at the end of 2021. This will allow us to decrease the projected costs of CPSE transportation through June 30, 2022

EARLY CARE Program Performance Indicators		Jan 2022	Feb 2022
EI Referrals	(2022)	22	17
EI Referrals	(2021)	29	14
Prior Year	(2020)	29	15
EI OSC Caseload	(2022)	75	75
EI OSC Caseload	(2021)	72	59
Prior Year	(2020)	No Data	No Data
EI Active Cases	(2022)	183	185
EI Active Cases	(2021)	168	164
Prior Year	(2020)	195	205
CPSE Caseload	(2022)	241	251
CPSE Caseload	(2021)	244	253
Prior Year	(2020)	285	292

Health Education/Rural Health Network/Injury Prevention:

- Outreach: Assistance provided social media posts, flyers and events, Bold Gold Radio PHS updates, monitored Covid Info line, prepared Narcan kits, gave 12 NARCAN trainings – 178 people trained.
- Attended: SC Democrat on SUD, SUD/HIDTA planning, Food is Medicine preliminary meeting with CCE, filmed Freedom from Smoking video, recorded Children's Dental Health Month podcast for Bold Gold & WJFF radio, Hand4Health webinar: learning from Successful Rural Health Networks, Hand4Health meeting.

Healthy Families:

- Healthy Families had 52 enrolled families in February 2022. FSW's have 95 completed home visits for the month.
- Family Assessment worker has done 3 Assessments in Feb. (The Assessment worker also carry's caseload of 4 families. The assessment worker is also training for a new procedure called "FROG- Family Resilience and Opportunities for Growth" the new Assessment tool for Healthy Families to enroll families the program.
- Program manager is also participating in the Perinatal Drug task force, pillar for Maternal Child Health issues.
- Healthy Families has received 12 referrals from Food Stamps, MA and TA consistently. We have also received a referral from local pregnancy center who are strong advocates for Healthy Families as well as the Public Health nurse. Our monthly referral numbers are increasing gradually. We have 49 screens pending assessment.
- Home Visit observations were also completed in February.

Healthy Families	Total Sept 2020 to Aug 2021	February 2022	Total YTD 9/1/21-02/28/22
Referrals received	193	15	113
Referrals pending	168	54	372
Discharges	58	4	11
Assessments	43	3	19
Enrolled families@ end of month	53	52	53
# Home visits	1,435	95	587 *
Cribs distributed		2	13

*total number of home visits higher than anticipated due to lag in data entry due to staff being out

Certified Home Health Agency (CHHA) Census:

- The average daily census increased from 188.7 to 202.2, with total patient days 5661.
- We had 255 CHHA total patients on caseload and 99 admissions.
- The LTHHC program increased from 3 to 4 patients.

2022 Goals for CHHA

Creation of fiscal dashboard targeting decreased cost per visit

- Productivity of 5 units across the board.
- Increasing quality of care star rating to 3.

Maternal Child Health Nursing: (MCH)

- 7 referrals received
- 5 were opened to care & 2 refused
- 3 used the new referral form, 1 did not use it, & 2 not applicable
- 1 CPS grant billable case & it was opened to care
- 2 Newborn Screens
- Census of MCH: 28, decreasing from 31 in January
- There were 30 MCH visits and 32 CPS visits this month

Epidemiology and Emergency Planning:

Covid-19 finally waned significantly, with new cases totaling only 540 for the month. Vaccination efforts continued with fewer persons interested in receiving vaccines. (17 clinics yielded only 215 persons vaccinated). Per diem, contract, and state staff were downsized appropriately in response. Masking regulations were relaxed.

2022 Goals: Epidemiology

- STI Collaborative with community outreach
- Change Rabies process to streamline and decrease county cost
- Continue community presence and outreach, prevention education

2022 Goals: EM.MRC

- Inventory/Par levels for supplies
- Complete 3 trainings for MRC volunteers

Cases Investigated-Vaccinated/Treated (as of Feb. 28, 2022)				
Rabies related incidents / needing treatment	STD	Tuberculosis	Lead Poisoning	COVID as of 2/28/22
19 investigations/0 animals tested/0 persons treated Note: zero positive/confirmed rabies cases, treatments were due to inability to capture/confirm/confine animal	17/17	0 / 0	6/120 6 children with lead levels above 5 mcg/DL out of 120 tested, 0 above 10 mcg/DL	2 Hospitalized 0 ICU/Intubated 131 Deaths (+5 from previous month) 18,869 + total cases overall since March 2020