



**Sullivan County**  
**Government Services Committee**  
**Meeting Agenda - Final**

100 North Street  
Monticello, NY 12701

Chairman Nicholas Salomone Jr.  
Vice Chairman Catherine Scott  
Committee Member Joseph Perrello  
Committee Member Brian McPhillips  
Committee Member Matt McPhillips

---

**Thursday, January 8, 2026**

**9:00 AM**

**Government Center**

---

**Call To Order and Pledge of Allegiance**

**Roll Call**

**Comments:**

**Reports:**

1. Purchasing & Central Services

[ID-8026](#)

**Attachments:** [Jan 2026](#)

2. Board of Elections

[ID-8030](#)

3. County Clerk

4. SUNY Sullivan

5. Cornell Cooperative Extension

**Discussion:**

**Public Comment**

**Resolutions: None**

**Adjourn**



# Sullivan County

## Legislative Memorandum

100 North Street  
Monticello, NY 12701

---

**File #:** ID-8026

**Agenda Date:** 1/8/2026

**Agenda #:** 1.

---

**1. BIDS COMPLETED:**

- **Dodge Charger Police Vehicles for S.C. Sheriff's Office (B-25-53)**  
Sands Bros Auto Sales, Inc Quakertown, PA

**2. EXTENDED BIDS:**

- **Eggs and Cheese (B-24-34)**  
Mivila Foods Patterson, NJ

**3. RFP'S ISSUED:**

- Medical Director and/or Medical Consulting Services for Sullivan County Public Health Services, #R-25-05- Contract Phase
- Foster Care Software Support Solution for S.C. Department of Social Services, #R-25-08- Under Review
- Culturally Competent Training Services for Clinicians Working with First Responders and Veterans, #R-25-16- Contract Phase
- Loading, Hauling, & Final Disposal Services for Municipal Solid Waste-Construction & Demolition Debris, #R-25-22- Contract Phase
- Mobile Food Concessions at Lake Superior, #R-25-23- Contract Phase
- Operation of Restaurant at the Terminal of the Sullivan County International Airport, #R-25-30- Under Review
- Supply of Garbage Dumpsters & Garbage Removal Services for Various County locations (R-25-33)-Under Review
- Forensic Pathologist Services for the Sullivan County Coroner's Office, #R-25-34- Issued
- Auditing Services for Municipal Infrastructure Program: Grant Disbursement Documentation & Reimbursement Requests, #R-25-35- Reso Phase
- Preparation of a Countywide Study of Groundwater Resources for S.C., #R-25-36- Under Review
- Electronic Medical Record (EMR) System Solution for S.C. Dept. of Community Services, #R-25-37- Under Review
- Electronic Medical Record (EMR) System Solution for S.C. Public Health, #R-25-38- Issued

**4. BIDS ISSUED:**

- Rebid Elevator Renovations at Various S.C. Buildings, #B-25-41- Contract Phase
- Freestanding Crane Runway System, #B-25-50- Under Review
- Security Fence for Various Sullivan County Locations, #B-25-51- Under Review
- Mortuary Coolers for Sullivan County Coroners, #B-25-52- Under Review
- Purchase and Delivery of Aboveground Petroleum Storage Tanks for S.C. D.P.W., #B-25-54- Under Review
- Closure and Removal of (Out-of-Service) Aboveground Petroleum Bulk Storage (PBS) Tanks at Various Facilities for S.C. D.P.W., #B-25-55- Under Review
- 2026 Lawn Mowing Services, #B-25-56- Under Review
- Purchase of a Movable Axle Trailer, #B-25-57- Under Review
- Mobile Command Center for Sullivan County Public Safety, #B-25-58- Under Review
- Auto & Light Duty Truck Replacement Parts and Supplies, #B-26-01- Issued
- Medium & Heavy-Duty Truck Replacement Parts and Supplies, #B-26-02- Issued
- Purchase of a Heavy-Duty Sectional Snow Pusher for DPW, #B-25-59- Issued

**5. EXECUTED CONTRACTS:**

- Online Comprehensive Driver Safety Course- Public Employer Risk Management Association- PERMA
- Training, Education and Review Services for NYS Article 6 State Aid for Sullivan, #R-22-35- Venesky & Company (Mod #3)
- Consulting Services & Cost Report Preparation for the S.C. Care Center, #R-24-07- PKF O'Connor Davies, LLP (Mod #2)
- Purchase of Road Salt from Sullivan County- Monticello Central School District (Mod#1)
- Emergency Spill Response and General Environmental Services, #R-23-34- American Petroleum Equipment & Construction Company, Inc (Mod #2)

**6. Processed 160 Purchase Orders****7. 2025 OVERVIEW**

- Bid Total=59
- RFP Total= 38
- Quote Total= 18
- Contracts/Modifications=125
- Purchase Orders= 2900

# Sullivan County

## Legislative Memorandum

File #: ID-8030

Agenda Date: 1/8/2026

Agenda #: 2.

### Board of Elections Report Government Services January 8, 2026

We are currently working on our end-of-the-year housekeeping as well as preparing for the next election cycle to begin. Petitioning will begin in February with Designating Petitions due by April!

#### Important Dates, Deadlines & Information:

- ❖ 2026 General Election: November 3, 2026
- ❖ 2026 Primary Election: June 23, 2026
- ❖ The “Even Year Law” is in effect. As such, several Town offices will be on the ballot again this November.
- ❖ February 14<sup>th</sup> - the last day for the BOE to **RECEIVE** a change of enrollment for the June Primary (any change of enrollment made between February 15<sup>th</sup>-June 30<sup>th</sup>, shall be effective on June 30<sup>th</sup>)
- ❖ Reminder: An Early Vote by Mail Ballot is available to any registered voter (no reason is required), and you will receive a postage paid envelope to return your ballot to the BOE
  - Requests can be made by mail, in person or online via the Statewide Ballot Portal at:  
<<https://ballotapplication.elections.ny.gov/home/earlymail>>
- ❖ Reminder: Due to a recent change in election law, New York State voters are no longer permitted to cast a ballot on a voting machine if they have already been **issued** an Early Mail, Accessible, or Absentee Ballot for that election
- ❖ Voters can check their registration status as well as track their Absentee Ballot via the Board of Elections' Poll Site Search, Voter Registration, and Mail Ballot Tracker available at:  
<<https://voterlookup.elections.ny.gov/>>

#### General Election Statistics (November 4, 2025):

- Total Number of Election Day Voters = 17,117
- Number of Early Voters = 2,463
- Number of Absentee Voters = 844
- Number of Early Mail Voters = 1,853
- Number of In Person Voters (on Election Day) = 11,804

#### Report by Board of Elections Intern Issaias Taylor-Ukoidemabia:

As of the end of 2025, these are the statistics related to party registration. Note that most of this data only includes both active and inactive voters. Among the two main parties, the Democratic Party had the edge over the Republican Party. The former had 34% of the county's registered voters, while the latter had 33%. Meanwhile, there were 7% of registered voters who were registered in minor parties. This leaves us with 26%

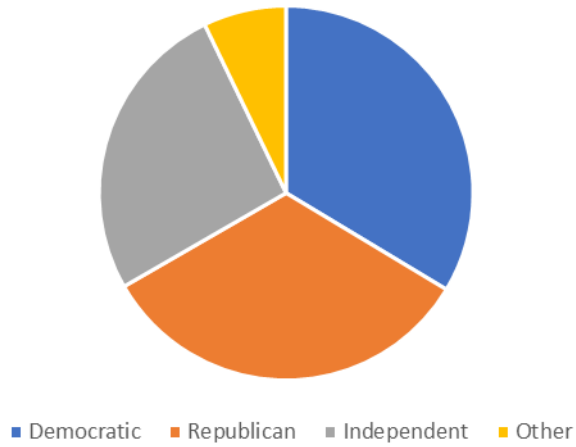
of registered voters that were not registered in any political party. These statistics vary greatly depending on whichever demographic is being analyzed. When broken down by gender, it is found that amongst men, 29% of them were registered Democrats, 36% of them were registered Republicans, 8% of them were registered in another party, and 27% of them were not registered in any political party. As for women, the respective breakdowns were 39%/29%/7%/26%. For people whose genders are either intersex, unknown, or unspecified, their breakdown is 26%/40%/6%/27%.

Then there are the age brackets. Generation Z (1997-2012) ended up with a breakdown of 24%/32%/6%/38%. Generation Y (1981-1996) had a breakdown of 32%/30%/8%/31%. Generation X (1965-1980) had a breakdown of 33%/37%/8%/23%. Baby Boomers (1965-1980) had a breakdown of 39%/33%/7%/20%. Finally, Americans that are older than boomers (1945 and before) had a breakdown of 40%/38%/6%/17%. Interestingly enough, the percentage of people registering as members of either of the two major parties has declined amongst younger generations, while independent registrations have gone up, and minor party registrations have remained stable.

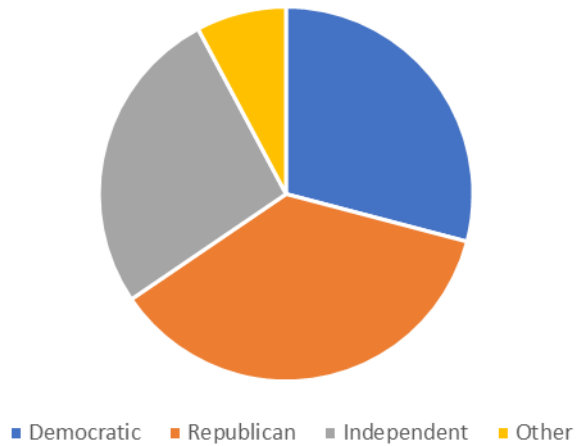
When it came to records, among the villages, the one with the highest Democratic:Republican ratio was Monticello at 2.64:1, while the one with the most Republican:Democratic ratio was Ateres at 1.86:1. When it comes to towns, the one with the highest D:R ratio was Thompson at 1.5:1, while the one with the highest R:D ratio was Neversink at 1.57:1. Finally, for the county legislative districts, the one with the highest D:R ratio was the second district at 1.59:1, while the one with the highest R:D ratio was seventh district at 1.39:1. As for the most balanced ratios, all at around 1:1, are Jeffersonville for villages (1.03 R to 1 D), Rockland for towns (1.01 R to 1 D), and the fifth district for county legislative districts (1.03 D to 1 R). These are the only ratios that only include active voters, besides the town ratios.

---

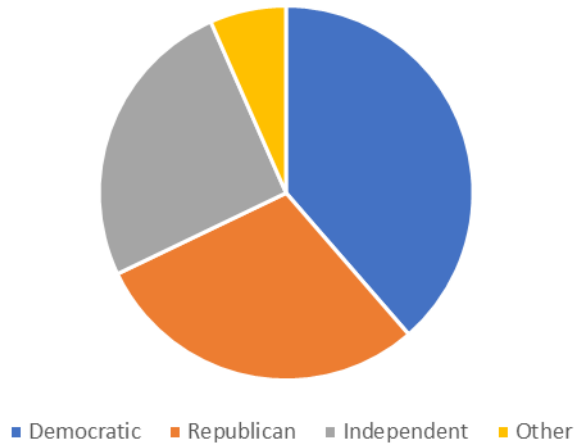
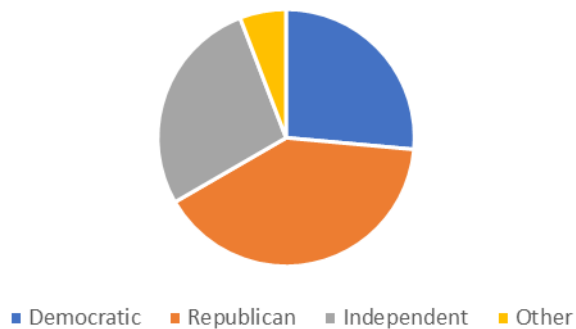
### Party Registration for Sullivan County



### Party Registration for Men

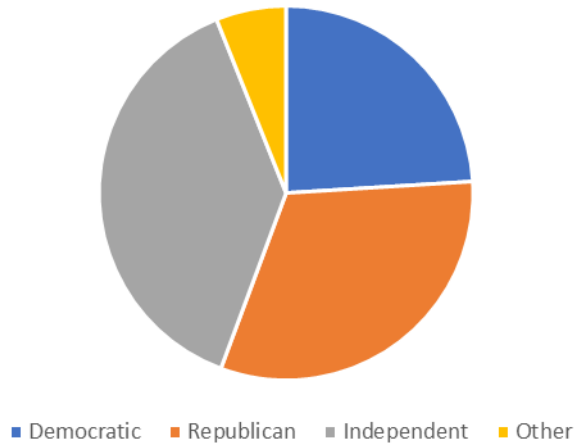


## Party Registration for Women

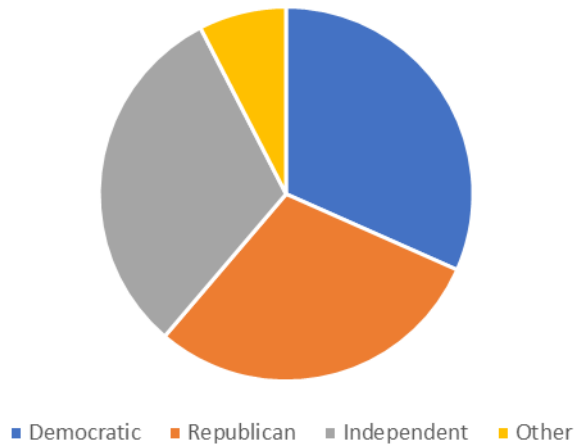
Party Registration for  
Unspecified/Unknown Gender or  
Intersex



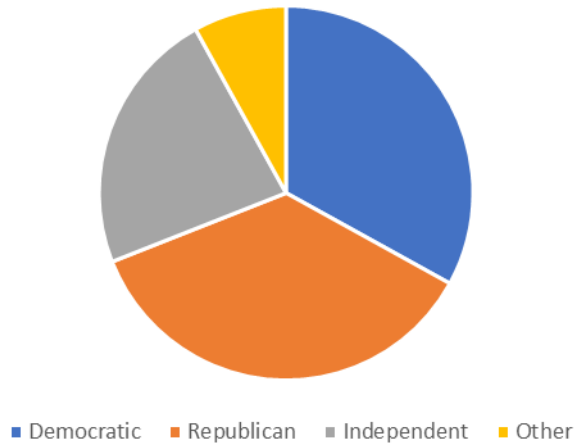
### Party Registration for Zoomers



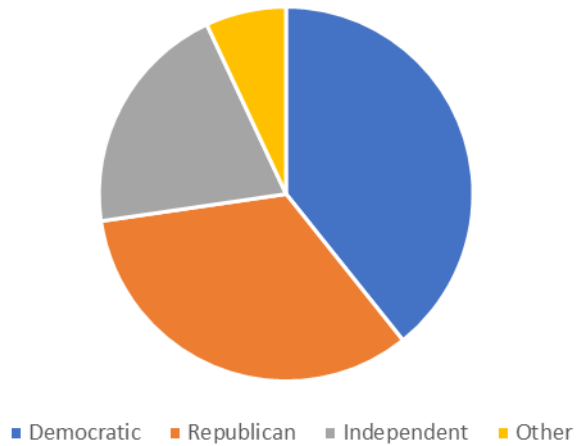
### Party Registration for Millennials



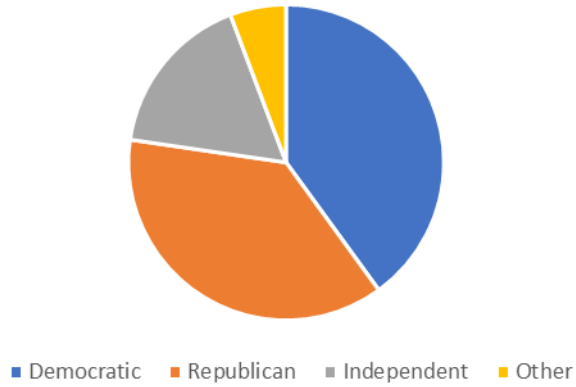
### Party Registration for Generation X



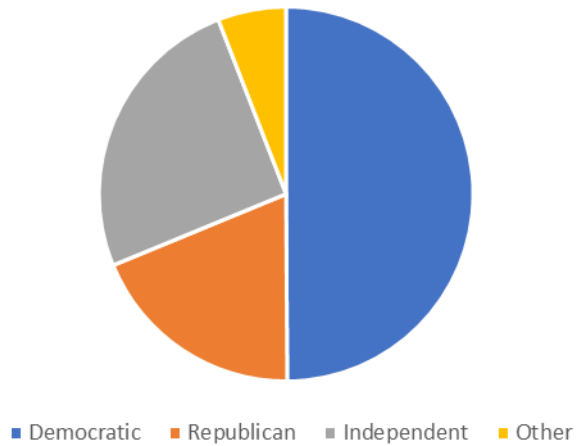
### Party Registration for Baby Boomers



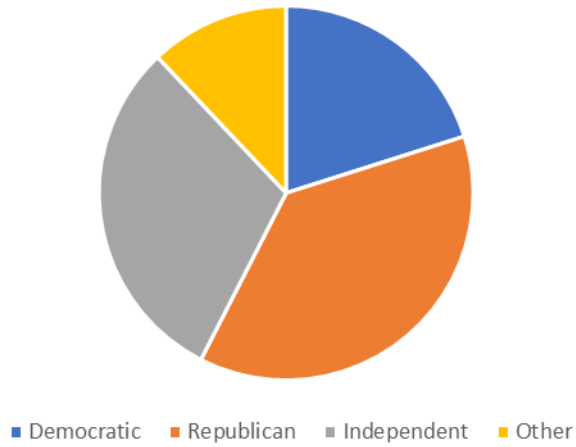
### Party Registration for Silent/Greatest Generation



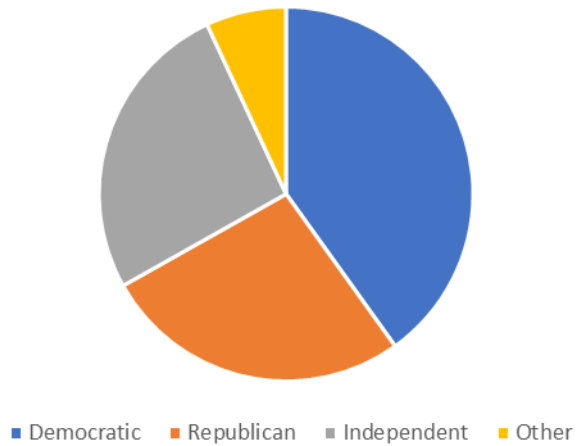
### Party Registration for Monticello



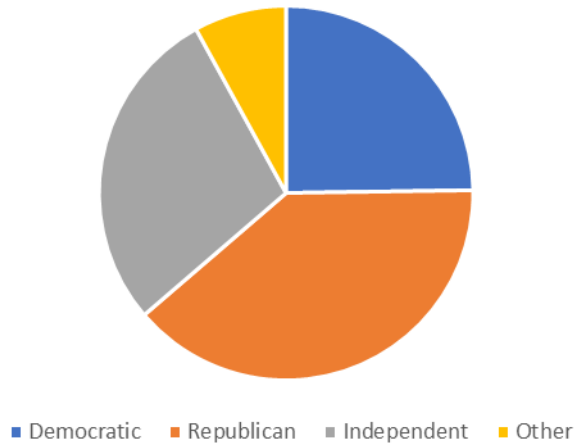
### Party Registration for Ateres



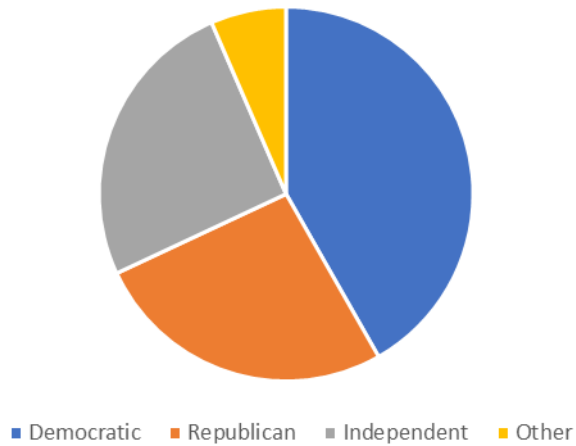
### Party Registration for Thompson



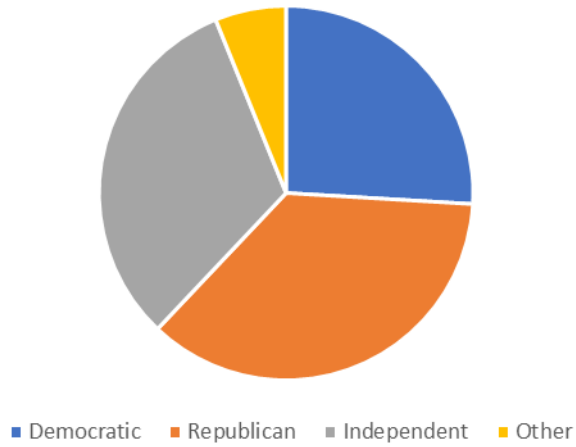
### Party Registration for Neversink



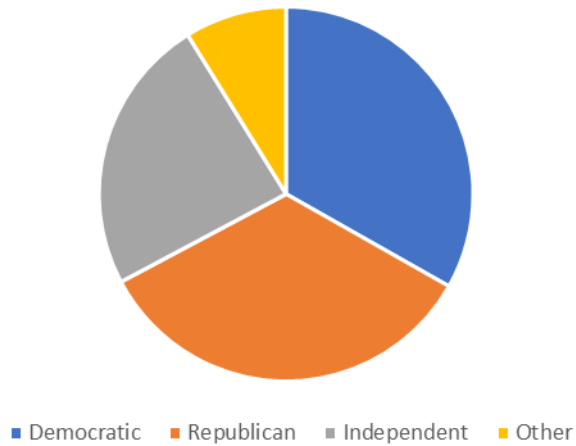
### Party Registration for the 2nd District



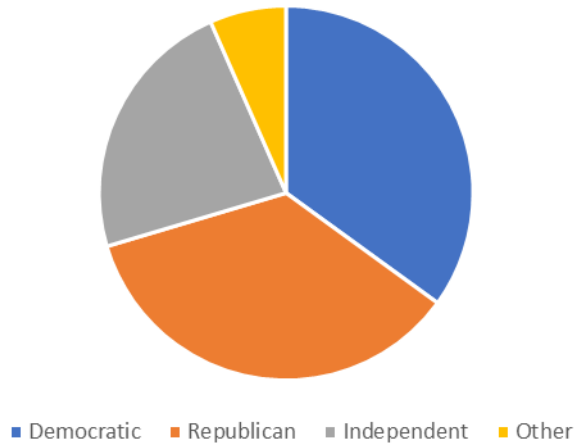
### Party Registration for the 7th District



### Party Registration for Jeffersonville



### Party Registration for Rockland



### Party Registration for the 5th District

