

**Sullivan County Division of Health and Human Services (DHHS) -- Monthly Report – March 2024**

**Roadmap to Better Health Implementation**

April 2023 Robert Wood Johnson (RWJF) Ranking: 60<sup>th</sup> (of 62)

2023 Niche.com Healthiest County Ranking: 38<sup>th</sup>

- Sullivan County Community Assistance Center Hotline: 845-807-0925

- National Suicide Hotline: 988

- Hope Not Handcuffs: 833-428-HOPE

Strategy	Update on Activities Supporting the Strategy	Key Performance Indicators Positive Trend = GREEN, Negative = RED	
Ease Access to Care	<ul style="list-style-type: none"> <li><b>Unite Us:</b> Public Health has completed registration and staff are in training to become the 24<sup>th</sup> participant in the County's Unite Us network. Community Resources starting to coordinate with Unite Us on connecting local food pantries to the network via the Community Assistance Center.</li> <li><b>Mental Health and Substance Use Treatment Access:</b> Pediatric MH services continue to be provided by Astor, and open access hours have resumed in our clinic. We just received the results of our most recent audit of our clinic by NYS OMH and are proud to report that the clinic was found to be in "substantial compliance" with OMH regulations and was relicensed for three years.</li> <li><b>Stabilization Center (Crisis Care Center):</b> Community needs assessment ongoing. DHHS partnered with Planning and County Manager's Office to submit a request for funding from Congressman Molinaro.</li> </ul>	Unite Us Participating Agencies	24(+1)
		Unite Us Cases / Resolved	260/110
End the Opioid Crisis	<ul style="list-style-type: none"> <li><b>Drug Task Force Activities:</b> DSS has established a multi-disciplinary investigative unit to reduce risks to babies born suffering from withdrawal. Development of a fatality review board is ongoing. We are proud to report on behalf of partners and volunteers that Sullivan County's Hope Not Handcuffs Angels placed 89 individuals into treatment in 2023!</li> <li><b>Opioid Settlement Fund Distribution</b> – All contracts are in execution for Year 2 RFP respondents whose programs were approved for funding. Catholic Charities submitted a revised RFP response to request funding for outpatient clinical services to clarify requirements after approval was received from the Legislature. That contract is now in development. We intend to re-release the RFP to renew and solicit new inputs for Year 3 funding next month.</li> </ul>	2022 Opioid Deaths	43 (+6)
		2022 Drug-related ED Visits	76 (-6)
		2022 Drug-related Hospitalizations	15 (-4)
Enhance Our Community	<ul style="list-style-type: none"> <li><b>Housing Crisis:</b> Homeless census increased again this month, albeit at a slower rate than we have encountered in recent months. DSS, DCS, Div. of Planning, and several local agencies are actively working together to help homeless persons transition to permanent housing and develop new units (both affordable and market rate) to relieve pressure on the local rental market.</li> </ul>	Homeless Census	275 (+10)
Encourage Healthier Behavior	<ul style="list-style-type: none"> <li><b>Community Engagement:</b> DSS, DCS and Public Health are working together with Dir. of Communications to develop a "synchronization matrix" to make the most of available time and resources that are devoted to promoting good health and a more positive outlook.</li> </ul>		



**Care Center**  
at Sunset Lake Rehab

**Care Center at Sunset Lake Rehab**

For more information: (845) 292-8640, <https://sullivanny.us/Departments/Adultcarecenter>

Care Center at Sunset Lake Key Statistics – all data as of January 31, 2024 unless otherwise indicated			
Monthly Total Expenses to Date	Monthly Cash Receipts	Feb. End of Month Census	Meals Prepared for Residents
\$1,067,095.42	\$1,043,492.59	113	10662
Admissions / Discharges	Total Day Care Visits	Total OT treatments	Total PT treatments
12/4	0	745	733

### **Administrator's Comments:**

- **Staffing Update:** Our most recent 5 star with our Payroll Based Journal (PBJ) hours from the second quarter of this year shows our hours per resident per day at 4 hours and 23 minutes per resident per day, this is almost an hour a day over the state required minimum of 3.50 hours per resident per day and is *substantially better than New York State and nationwide averages*
  - Staffing efforts continue, hiring and interviews continue. We have been working diligently with Indeed and reaching out to all qualified applicants as well as any we receive from County HR. Hires from 1/1-2/29 as follows:
    - RN Full Time – 4, CNA Full Time -2, CNA Part Time -1, RN Per Diem- 1, Phlebotomist – 1, LPN Full Time -1
  - We continue to work to improve staffing at the facility and to ensure that the schedule is full so that staff can provide the best quality of care possible. The evenings continue to be our problem area and we are continuing to work to fill those spots with qualified, quality staff members. All recently hired CNAs and future CNAs will be assigned to this shift until it has filled.
  - We continue our partnership with the Sullivan County College RN program, and the Sullivan County BOCES CNA program. The CNA program returned to the facility in February of 2024 to complete their clinicals. We continue to get positive feedback from the RN program as well as the CNA program.
  - We continue to work with Nursing staff and the staffing coordinator to balance out schedules, so they are consistent for all weekends and holidays. As always, we continue our efforts to recruit and retain new staff in all positions. The schedule has been more balanced over the last two months. These efforts continue and will continue until we can fill all vacant positions and fully balance the schedule.
  - We continue to work with staffing agencies to expand agency use to other agencies that are newly approved to continue to attract staff to fill vacancies in the schedule as needed.
  - We continue to look for opportunities to recruit staff through job fairs, advertising, referrals from current and former employees and all other available avenues.
- **Clinical Update:** January saw a spike in the number of COVID cases, but the outbreak has since stopped and currently there are no positive residents or staff at the facility. Education to the staff on infection control is ongoing and we continue to target any identified problem areas through Q&A as well as immediate education as needed in the event that the need arises.
  - We have worked with IPRO and Core Tactics for infection control audits and surveys and continue to focus on areas for improvement with their assistance.
  - Pneumonia Vaccine Clinic was recently held for all that wished to receive the vaccine.
- There were no visits from any outside inspection body in the month of December, though we did receive medical record requests from Performant, a Medicare audit company. The requested information was gathered and provided by the deadline specified. We have since received a few other requests from insurance and/or audit companies and are working to provide the necessary documents.



### **Department of Community Services (DCS)**

**For more information: (845) 292-8770, <https://sullivanny.us/Departments/CommunityServices>**

**National Suicide Hotline: 988**

**Mobile Mental Health: (800) 710-7083**

**Children's Mobile MH: (845)701-3777**

**Care Management:** The Care Management unit continues to actively engage & work with clients for both of the Health Home agencies and the HARP Services (Health and Recovery Plan) which are Medicaid and Medicaid Managed Care Health Plans. As of the end of January 2024, there are six (6) active Assisted Outpatient Treatment (AOT) orders and there is no one on enhanced AOT services.

### **Adult & Children's SPOA:**

- On January 11 2024, the Adult SPOA Committee met via Zoom with six new cases reviewed and eight previous reviewed.
- 140 RSS (Mental Health supportive housing) beds are in use with 173 people on the waiting list and 25 openings.
- Coordination of referrals with service providers continues. Clients were linked to various services, including: behavioral health treatment providers, RSS housing (apartment program and community residences), Access: Supports for Living Housing, Sullivan PROS Program, OFA, APS, Action Toward Independence, Independent Living, Inc., and Care Management services.
- Children's SPOA Committee met via Zoom on January 25, 2024 and reviewed one new referral and seven previous cases.

### **Behavioral Health Clinic (Mental Health and Substance Abuse):**

- Initiatives:
  1. High Risk Clients: In January, there were 176 clients on the roster for high risk census.
  2. The Overdose Prevention CQI Project: Community Services assists in providing Naloxone to clients. The Department of Health (DOH) has provided a Community Calendar of free Naloxone Trainings which are held several times a week. The project shifted focus from providing sustainable video-based telehealth services to opioid use disorder treatment approaches. OMH requires us to communicate that medication is its own form of treatment, rather than secondary role to therapy. OMH would like this to be the standard front-line approach for treating these disorders.

### **Local Government Unit:**

- Staff retention and recruitment –restructured our all staff meeting to provide clear communication and support, have been doing team building, working on supervisory tools and improved communication.
- Easing access to services – our clinic has resumed 1-day extended evening hours till 8pm and Open Access on Thursday morning, regarding community access currently conducting a community asset mapping, expansion/enhancement regarding crisis services.
- Clinic redesign for improved access and sustainability – Astor is now on-site providing services a few days a week and remotely on others and plans to be in some of the schools come the fall of 2024.

### **Senior Community Services Coordinator:**

- 2024 contracts for continued service delivery by agencies receiving state aid pass through funding.
- 2024 insurance recredentialing for DCS to remain in network with various insurance companies.
- Modification agreement for a contract with Utica University for MSW Interns at DCS.
- Continued LGU/Behavioral Health planning.

SULLIVAN COUNTY DEPARTMENT OF COMMUNITY SERVICES						
STATISTICAL SUMMARY FOR: Jan 01, 2024 - Jan 31, 2024						
Prepared by : Frances Cole				CLIENTS		
	ON ROLLS:			ON ROLL:	CLIENTS	UNITS OF
PROGRAM	1/1/2024	ADMISSIONS	DISCHARGES	1/31/2024	SERVED	SERVICE
SC BEHAVIORAL HEALTH CLINIC ADULT	395	19	17	397	414	509
SC BEHAVIORAL HEALTH CLINIC CHILD	41	0	10	31	41	32
SC BEHAVIORAL HEALTH CLINIC FORENSIC	53	6	6	53	59	77
SC BEHAVIORAL HEALTH CLINIC MICA	20	4	5	19	24	Included In Clinic Adult
SC BEHAVIORAL HEALTH CLINIC MAT	4	1	1	4	5	Included In Clinic Adult
TOTAL MENTAL HEALTH	513	30	39	504	543	618
SC CARE MANAGEMENT	43	1	1	43	44	757
SC HEALTH HOME- ADULT	36	0	0	36	36	245
SC HEALTH HOME - KENDRA, AOT and HH+	11	0	0	11	11	30
SC HEALTH HOME - CHILD	15	0	0	15	15	102
SC HEALTH HOME - OUTREACH	11	0	0	11	11	221
SC CM CCSI					0	0
TOTAL HEALTH HOME CASE MANAGEMENT PROGRAMS	105	1	1	105	106	1,134
SC SPOA - Adult	41			41	41	304
SC SPOA - Child	18			18	18	125
TOTAL SPOA	59	0	0	59	59	429
	# of calls	#of ph interv	Outreaches	Hosp Divers %	Hosp Admit %	
MOBILE MENTAL HEALTH	280	19	11	73	27	



## Social Services (DSS):

For more information: (845) 292-0100, <https://sullivanyny.us/Departments/familyservices>

### Temporary Assistance/Housing:

- A continuous increase in homeless applications is still being addressed.
- Both housing and TA continue to address all new applications and recertifications in accordance with OTDA.
- Interviews ongoing for vacant examiner and clerical positions.
- The Heating Repair and Replacement (HERR) and Clean and Tune components remain open. Regular Heating season started on November 1, 2023. The Emergency HEAP benefit was made available on January 2, 2024.
- The Cooling Assistance Benefit will be available on April 15, 2024, which allows for the purchase and installation of an air conditioner or fan if an air conditioner cannot be safely installed. This program is only for persons who provide a doctor's note verifying a medical need for the support.

### Medicaid:

- Staff continue to process new applications and recertify benefits for current recipients. Medicaid continues to follow the policy set in place for the Medicaid Unwind. The two examiners in training show continuous growth in their learning process.

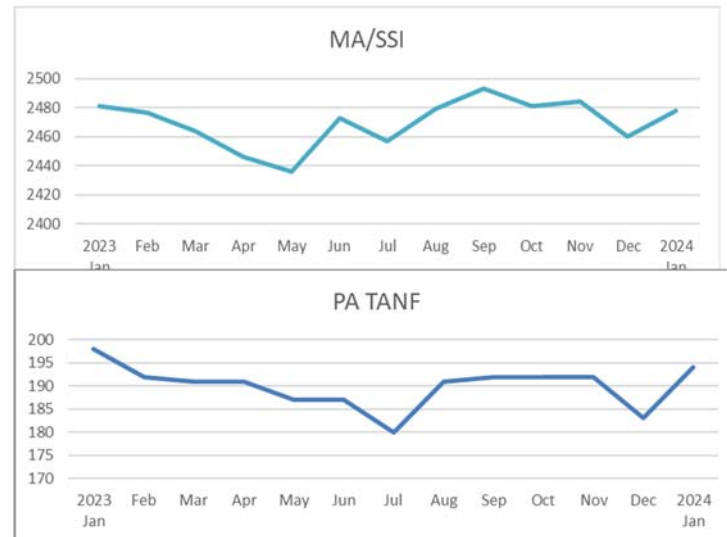
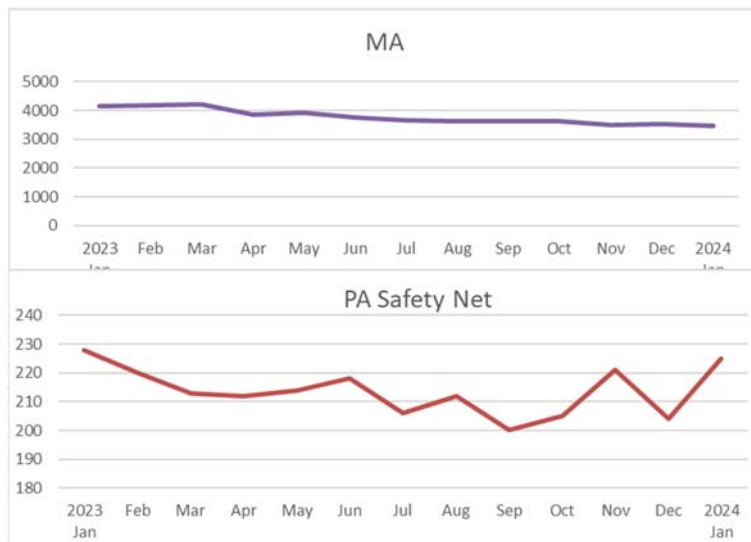
### Child Care:

- Continues to process all cases in a timely fashion according OCFS rules and regulations.

### SNAP:

- Newly hired examiner started.
- Sr Examiner for Cross Trained Unit went to SNAP training along with our newly hired SNAP worker.
- We are seeing a continuous increase of new applications. The SNAP department continuous to work diligently in processing new applications as well as recertifying already active cases.

### Temporary Assistance Case Trend Charts:



Fraud Investigations (as of January 31, 2024)						
Collections	Cases Active	Cases Referred	Completed	Arrests	Pending arrests	Burials
\$20,986.17 (+7,625.91)	219 (-4)	34 (+11)	38 (+12)	2 (-1)	2 (0)	10 approved (+2) \$17,600.00 costs (+\$3,865.00)
Child Support Enforcement Cases (as of January 31, 2024)						
Collections	Petitions Filed	Paternity Establishments			Total Cases	
\$621,159 (-59,749)	18 (-26)	2 (-25)			2,975 (-34)	

ADULT SERVICES UNIT:	2023 TOTAL	2024 YTD	2024 JAN
<b>PERSONAL CARE AIDES</b>			
CASES OPENED	16	2	2
CASES CLOSED	17	0	0
# CASES (AVG.)	30	31	31
<b>PERS</b>			
# CASES (AVG.)	0	0	0
<b>APS REFERRALS</b>			
16A Neglect/Abuse	37	4	4
<b>16B Neglects</b>			
16B Neglects Own Basic Needs	113	7	7
16B Untreated Medical Conditions	33	2	2
16B Self-endangering Behaviors	15	3	3
16B Unable to Manage Finances	36	5	5
16B Environmental Hazards	21	2	2
<b>APS</b>			
CASES OPENED	261	23	23
CASES CLOSED	251	29	29
# CASES (AVG.)	148	149	150
<b>GUARDIANSHIPS</b>			
OPEN	38	42	42
<b>REP PAYEE</b>			
OPEN	TBD	93	93

FOSTER CARE STATISTICS				CHILD PROTECTIVE STATISTICS			
	JAN 2024	Trend	Goal		2023	YTD 24	JAN 24
Kinship%	10.78%		20%	# New Reports	1410	139	139
Congregate Care%	21.57%		16%	# Indicated Reports	174	16	16
Total in Care	102		<100	Physical abuse	14	0	0
RTF	0			Emotional abuse	0	0	0
Diagnostic	2			Sexual abuse	13	1	1
RTC	10			Neglect	62	9	9
Group Home	3			Domestic violence	13	0	0
Therapeutic Foster Home	15			Educational neglect	39	1	1
Regular Foster Home	53			Substance abuse	33	4	4
Kinship	11			1034	0	1	1
Other	8			# Unfounded Reports	710	35	35
Freed for Adoption	28			# Closed FAR	49	30	30
Certified Homes	73		5x# in ca	# Court Ordered 1034s	36	2	2
Newly Certified Homes	0			PREVENTIVE SERVICES STATISTICS			
Number of Closed Homes	0			NEW REFERRALS		18	
New Kinship Homes	0			TOTAL CASES		86	
Pending Certification	5						



**Public Health**  
Prevent. Promote. Protect.

## Public Health Department

For more information on our report: (845) 292-5910, <https://sullivanny.us/Departments/PublicHealth>

### Director's Comments:

- Added LPN to Maternal Child Health
- Vacancies (30, see below) remain an operational challenge.
- Working with Center for Workforce Development for training/recruitment of HHAs, Clerical and Fiscal staff.
- CYSHCN added EI Service Coordinator to the team
- Lack of adherence to vaccination recommendations continue to pose a threat to the health and safety of Sullivan County.

### CHHA: Certified Home Health Agency



- The average daily census decreased from 193.19 to 173. We saw 236 CHHA specific patients, 3 LTHHCP, and 39 MCH with a grand total of 278 patients on caseload.

### Health Education/Rural Health Network/Injury Prevention/Other:

- Education and Outreach:
  - Total Outreach Events- 1
  - Education Team are now certified Mental Health First Aiders
  - Strategize Monthly theme & Engagements for the year
  - Begin Covid Planning Tour
  - Education Inventory completed
  - Scheduled January and February Federation for the Homeless tablings
  - Website edits to Education Department page
  - Countdown to Spring bulletin board
  - Begin Public Health Week planning
  - Outreach materials for May-Ann to bring with her to Crystal Run
  - Content for Monthly Hoot: Arthritis and Exercise
  - Know Your Numbers planning (MRC)
- Develop/ Completed Lesson Plans
  - Do More, Feel Better Plan Mental Health for Seniors
  - Communicable Disease
  - Summer School Nutrition
- Social Media Engagement
  - As of January 31st we reached approx. 2,190 accounts
  - Our visibility online is up 95%
  - Our link clicks are up by 13.4%

### Healthy Families:

- Healthy Families ended January with 35 enrolled families.
- FSS's have completed 70 home visits for the month out of the 103 expected.

SCDPH CHHA 2024 Department Specific Performance Indicators:																	Current
Measure/Indicator	2024 YE Score	Jan 2024	Feb 2024	Mar 2024	Apr 2024	May 2024	Jun 2024	Jul 2024	Aug 2024	Sep 2024	Oct 2024	Nov 2024	Dec 2024	Target 2024	Current vs. Goal	Trend	Best Practice
Admissions (2024)															<div><div></div></div>		10%
Admissions (2023)	1285	123	114	128	104	123	113	109	97	91	89	81	82		<div><div></div></div>		10%
Census (agency) (2024)		236													<div><div></div></div>		
Prior Year (2021)	3457	286	287	309	296	283	279	284	319	274	284	295	306				
Productivity		4.38													<div><div></div></div>		7
Prior year	4.48	4.63	4.80	4.65	4.55	4.70	4.30	4.74	4.60	4.76	4.55	4.63	4.23	5.50	<div><div></div></div>		7
NTUC															<div><div></div></div>		15%
Sample size																	
Prior year	23.8%	22.4%	32.5%	24.2%	26.4%	23.2%	28.5%	30.1%	25.4%	28.9%	21.7%	26.4%	26.7%	20.0%	<div><div></div></div>		15%
Overtime: Avg		120.5													<div><div></div></div>		
prior year	160.3	89	115	122	122	121	127	129	131	131	134	138	161	85.00	<div><div></div></div>		138
Lock Rate		91.4%													<div><div></div></div>		100%
Prior year	79%	84.0%	85.0%	93.0%	92.0%	91.0%	83.0%	88.8%	84.2%	91.5%	93.0%	93.0%	91.2%		<div><div></div></div>		89%

- We are balancing post topics across service division
    - Admin (Job Postings) 10%
    - Environmental Health & Safety 10%
    - Health Care Services 40%
    - Health Planning and Promotion 30%
- Healthy Families Grant:
  - Spanish first visit folders
- CYSHCN Grant:
  - February Newsletter
- Other:
  - Flu Clinic

- Healthy Families received 11 referrals.
- We have 7 referrals that Family Resource Specialists (FRS) are outreaching to.
- We received our report from the annual site visit on December 6, 2023. We have some areas that we are doing well in and others that need to be improved. All staff are working hard on improving the areas that OCFS pointed out as concerns.

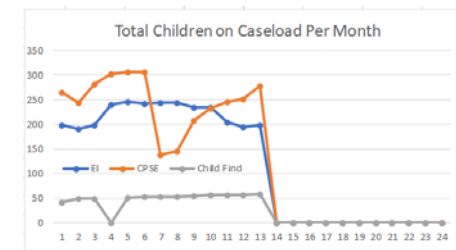
#### **Maternal Child Health/CAPTA/CARA:**

- CPSE Caseload increased 15/month compared to Jan 2022.
- EI Referrals decreased 7 compared to Jan 2022.
- 18 Referrals (1 duplicate, 17 patients)
  - 11 opened to care
  - 6 declined
- 3 Newborn screens
- One LPN hired for MCH, one RN applicant pending
- Working with Sullivan 180 to co-host 2nd annual Maternal Child Health Provider appreciation mixer.

#### **Children and Youth with Special Healthcare Needs/Early Intervention:**

SCPHS Early Care Program Performance Indicators:													
Program/Indicator	Jan	Feb	Mar	Apr	May	Jun	Jul	Aug	Sep	Oct	Nov	Dec	Trend
EI Referrals 2024	23	0	0	0	0	0	0	0	0	0	0	0	
EI Referrals 2023	30	14	17	28	29	19	16	19	18	35	21	31	
EI OSC Caseload 2024	48	0	0	0	0	0	0	0	0	0	0	0	
EI OSC Caseload 2023	86	86	98	110	111	112	100	96	78	64	57	50	
EI Active Cases 2024	198	0	0	0	0	0	0	0	0	0	0	0	
EI Active Cases 2023	199	191	198	241	246	243	245	245	235	235	204	194	
CPSE Caseload 2024	279	0	0	0	0	0	0	0	0	0	0	0	
CPSE Caseload 2023	264	245	281	302	306	306	139	146	209	232	246	252	

2024	Total Claimed	Total Paid
School-Age	\$ 742,883.13	\$ 669,544.50
Service Coordination	\$ 31,606.56	\$ 29,829.96



#### **Disease Surveillance and Investigation and Emergency Planning:**

- Focus on Vaccine Preventable Disease, working with DOVE (NYSDOH Division of Vaccine Excellence) and surrounding counties to address specific populations that are reluctant to vaccinate
- Working with Orange, Rockland, and Westchester counties to ensure we are addressing camp populations in the same manner to ensure health and safety.
- 1830 Communicable diseases reported
  - 829 Flu (409 Flu A, 402 Flu B, 17 H1N1, 1 unspecified)
  - 781 Covid, 110 RSV, 103 Lyme, 7 other communicable
- STI: 15 Chlamydia 2 Gonorrhea, 1 Syphilis

Rabies related incidents*/needing treatment	STI diagnosed / needing treatment	Tuberculosis	Lead Poisoning (investigated/total)	Covid Cases
<ul style="list-style-type: none"> <li>17 investigations, 1 cat tested, 2 dogs.</li> <li>0 persons treated with Post Exp prophylaxis.</li> <li>No animals were (+)</li> </ul> <p><b>Note:</b> a position has been created in the 2024 budget for a PT ACO; this will fall under Public Safety but will work in conjunction with DSI/SCDPH</p>	18/18	<p><b>Active Cases:</b> - Total #- 1</p> <p><b>Suspects:</b> - Total #-0</p> <p><b>Preventative Clinic</b> - Total = 0</p> <ul style="list-style-type: none"> <li>Discharged – 0</li> <li>Refused LTBI treatment - 0</li> <li>New LTBI treatment - 0</li> <li>LTBI treatment (previous tx. continued) – 0</li> </ul> <p><b>PPD's Administered</b></p> <p>Employees Total-0</p>	2/121	781 lab reported cases (+43)

#### Training and Quality Coordinator:

- Performing assessment of Policy and Procedures.
- Working with each department to create QA Dashboard.

#### Emergency Planning:

- Completed and Submitted COOP (Continuity of Operations Plan).

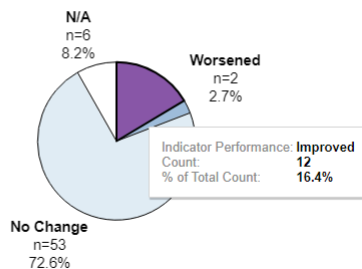
#### Corporate Compliance/HIPAA:

- Routine walk-throughs were conducted without notable areas of issue.

**Opioid Overdose Dashboard:** New York State DOH recently updated its opioid data dashboard ([https://apps.health.ny.gov/public/tabvis/PHIG\\_Public/opioid/](https://apps.health.ny.gov/public/tabvis/PHIG_Public/opioid/)) The two charts provided below capture trends in Sullivan County (left) and statewide (right). Of the 73 different metrics reported at the county level, Sullivan County saw improvements in 12 metrics of our most recently reported data and only two metrics worsened. At the State level 94 different metrics are tracked; 23 improved and 38 worsened. While these datasets do not indicate that Sullivan County is anywhere near the end of the drug crisis, it does provide an encouraging sign that while news reports about statewide challenges may be accurate, Sullivan County seems to be bucking the overall trend and is showing signs of improvement!

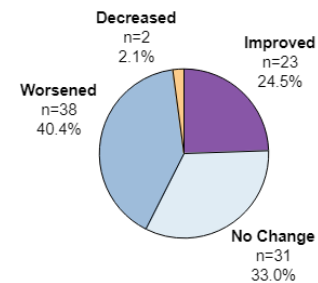
#### Indicator Performance

Note: Labels may not show if chart area is too small. *Hover over areas to view full information.*



#### Indicator Performance

Note: Labels may not show if chart area is too small. *Hover over areas to view full information.*





Staffing Update: Position Title & No.	Notes
<b>Community Services (9 Positions Vacant, 50 Authorized, 19.00% Vacant)</b>	
Account Clerk, #3316	Canvassed the list
Clinical Program Manager, #3457	Posted
CS Coordinator, #3506, #3540	Posted
Senior Account Clerk, #2820	Approved to fill
Database Clerk, #3300	Canvassed the list
Staff Social Worker I, #130, PT#3308, PT#3638	Posted
<b>Public Health (29 Positions Vacant, 80 Authorized, 36.25% Vacant)</b>	
Director of Patient Services, #3158	Posted
Senior Account Clerk Typist #2981	Vacant
Community Health Nurse #2333, #2943	no applicants
Community Health Worker, #3652, #3653	
Licensed Practical Nurse, #1636	Posted
Coordinator Children w/ Special Needs Prg, #1707	
PH Nurse, Core #3419, Core #2729, CHHA #2185, D&T #2927	Posted
Personal Care Aide, #3654, #3655	
Registered Nurse, CHHA #2875(PD), #2875, Core #849, #3264, #2373, D&T #3634	Posted
Public Health Educator, #890	
Senior Database Clerk, #3338	Vacant
Senior Account Clerk, #1952, #244	Posted
Home Health Aide, #383, #779	Posted
Senior Typist, #716	
Family Support Worker, #2450	Vacant
PH Occupational Therapist, #3340	Vacant

<b>Social Services (19 Positions Vacant, 176 Authorized, 10.79% Vacancy Rate)</b>	
Account Clerk/DB, #3561, #3565	
Division Contract Compliance Officer, #3477	Posted
Family Services Investigator, #309	CSEU
Caseworker, #616, #1149, #1299, #2420, #2724, Caseworker (PT), #3516	Posted
Child Advocacy Center Coordinator, #3657	
Senior Account Clerk, #3557	Services – awaiting test results
Social Welfare Examiner, #469, #582, #2899	Temporary Assistance – posted, <b>no exam required!</b>
Senior Caseworker #209, #1318	Interviewing for one, two new openings due to promotions
Senior AC/DB #3223	TA – awaiting test results
Records Management Clerk #2495	Vacant