

Sullivan County Division of Health and Human Services (DHHS) -- Monthly Report – December 2024

Roadmap to Better Health Implementation

- Sullivan County Community Assistance Center Hotline: 845-807-0925 - National Suicide Hotline: 988 - Hope Not Handcuffs: 833-428-HOPE
 - Hudson Valley Fearless! (Domestic Violence and Human Trafficking Support Hotline): 845-562-5340

Strategy	Update on Activities Supporting the Strategy	Key Performance Indicators Positive Trend = GREEN, Negative = RED Totals current as of submission date:	
Ease Access to Care	<ul style="list-style-type: none"> • Crisis Mental Health Services: Dep. Commissioner Stickle is developing a Community Trauma Response Team. Initial training from OMH was provided on October 9th and December 2nd. Recruiting of additional team members is in progress and a full-day training will be provided in Jan. • Stabilization Center: Data analysis has been prepared to support future grant applications. We will use this information to design the size and scope of center the county needs and to advance a variety of funding requests the Division has been developing. We are also using this information to identify feasible sites. 	Participating Unite Us Agencies	36
		Unite Us Cases	775 (+52)
		Percentage of Cases Open/Resolved	57.42% (-1.64%) (System average, 51.82%)
End the Opioid Crisis	<ul style="list-style-type: none"> • Next Drug Task Force Open Public Meeting will be on December 13: In an effort to reach more people and collect more public input, the next presentation from Pillar Leads will take place at the Liberty Senior Center at 2pm on December 13. This is a resked due to last month’s first snow storm. • Decrease in Overdoses in October: Monthly 911 overdose responses decreased again last month. • Inpatient Treatment Returning to Sullivan County: After several months of coordination and negotiations, Lexington Center for Recovery is preparing to open an inpatient treatment facility within Garnet Health-Catskills. The facility is expected to open in early 2025. 	911 overdose responses in October	11 (-3)
		2023 Opioid Deaths	35 (-8)
		2023 Drug-related ED Visits	68 (-8)
		2023 Drug-related Hospitalizations	11 (-4)
Enhance Our Community (Focused on Housing)	<ul style="list-style-type: none"> • Emergency Housing Update: Warming Centers are now open for the winter. As with the past few years, warming centers will be open from 8pm-8am, 7-days per week. As they are not shelters, they cannot routinely be open on a 24-hour basis, but DSS does make arrangements to support warming center clients during extreme daytime conditions. • Family Centered Case Management: Hiring is in progress for the fully state-funded case manager. The contract expansion with HONOR requested by resolution this month is also fully covered by the same funding from OTDA. • Shelter Update: DSS and DPW continue to work with HONOR Inc. to prepare an HHAP grant request for the next review (expected April '25). 	Emergency Shelter Census	364 (+9)
		Family Groups Sheltered	52 (no change)
		Safe Options Support Team Progress (July-November)	782 encounters 85 persons seen 51 enrollments
Encourage Healthier Behavior	<ul style="list-style-type: none"> • Building Campaign for Youth Vaping and Alcohol Use Prevention: DHHS is partnering with BOCES, Sullivan 180, SALT and others to address the growing youth vaping problem. SALT is conducting “compassionate compliance” checks at local businesses while others develop a plan to make use of funds to come from the national Juul lawsuit settlement. A very successful initial planning meeting was held with stakeholders last month. Next meeting is planned for February. 		



United Sullivan Network

For more information:

www.unitedsullivan.org

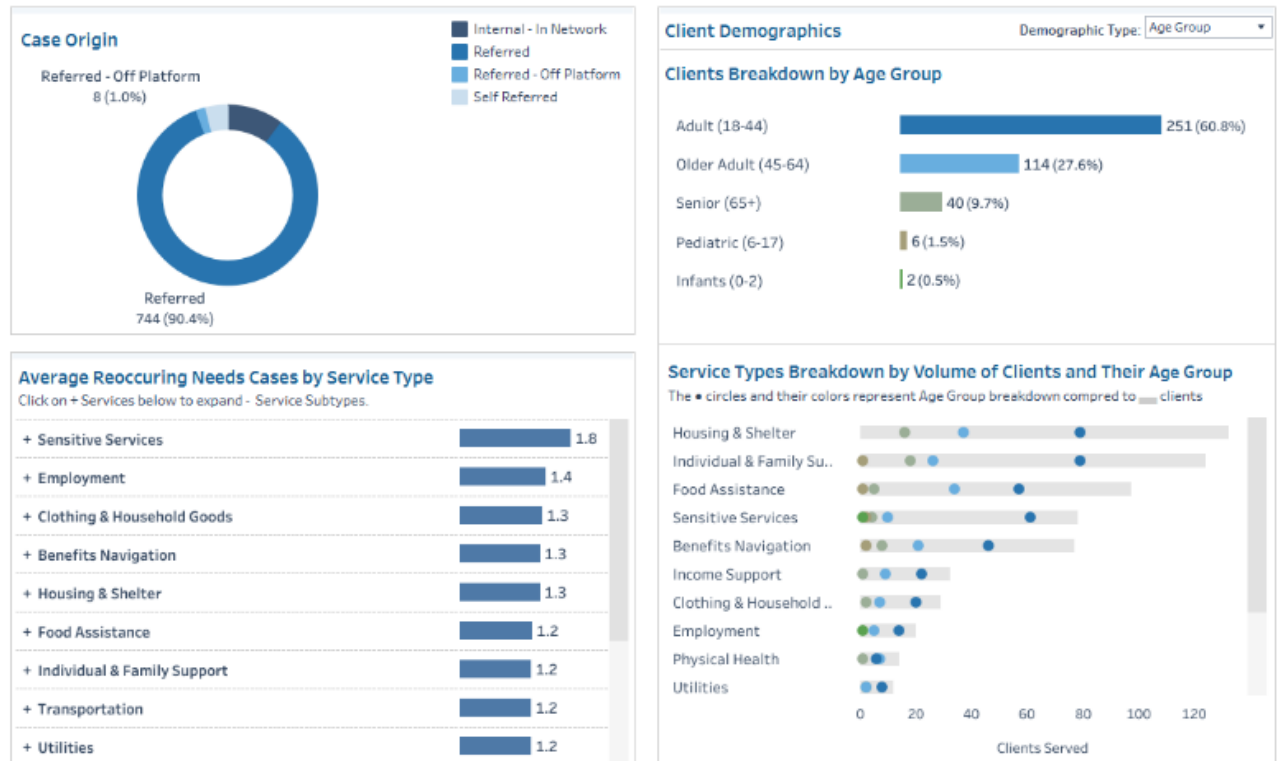
Email:

contact@unitedsullivan.org

- Hudson Valley Social Care Network Taking Shape:** Aside from easing access to care for local citizens, the key reason DHHS started the County's presence on the Unite Us network was to be prepared to take advantage of Medicaid funding that was expected to come available under major policy changes from a federal Medicaid waiver program. The regional Social Care Networks that will handle billing and payment are now active. Our regional network is operated by Hudson Valley Care Coalition (HVCC). The HVCC is providing guidance to community organizations (including the 36 Sullivan County Unite Us partner agencies) which, in early 2025, will allow these agencies to bill Medicaid for four types of essential services (housing, nutrition, non-medical transportation and case management) to eligible Medicaid participants. HVCC has released a readiness assessment to participating non-profits, a financial modeling tool to plan for new service delivery, and is finalizing a fee schedule to aid non-profits in developing staffing and workflows that will support these new revenue opportunities. Following the completion of the above onboarding measures, non-profits will be able to enter into contract with HVCC to provide billable Medicaid services.

Clients

A closer look at case origin, reoccurring needs, and client demographics.



- Network Member Update:** The following chart provides the complete list of Sullivan County agencies currently active on Unite Us.

Liberty Police Department	The Center for Discovery	Rehabilitation Support Services	Cornell Cooperative Extension	Dept of Community Services
Sullivan County Probation	Dispute Resolution Center	Sullivan 180	Office for the Aging	Dynamic Youth Community
HONOR, INC.	Dept of Public Health	Sullivan County Youth Bureau	Action Toward Independence	Catholic Charities - Behavioral Health
Every Person Influences Children	Lexington Center – Liberty and Monticello	Legal Services of the Hudson Valley	Garnet Health Medical Center - Catskills	Community Action – Liberty and Monticello Offices
Independent Living, Inc – Peer Diversion & Peer Parent	Independent Living, Inc – Independent Living Skills	Catholic Charities – Human Services	Center for Workforce Development	Sullivan Allies Leading Together INC.
Mobile Mental Health Team	Restorative Management	Dept of Social Services	Bridge Back to Life Mobile Unit	Choices Mental Health Counseling
Sun River Health	Community Home Health Care	Astor Services		



Care Center at Sunset Lake Rehab

For more information: (845) 292-8640, <https://sullivanny.us/Departments/Adultcarecenter>

Care Center at Sunset Lake Key Statistics			
Monthly Total Expenses to Date	Monthly Cash Receipts	End of Month Census	Meals Prepared for Residents
\$1,270,140.17	\$1,560,756.46	127	10,815
Admissions / Discharges (to home or Assisted Living)	Total Day Care Visits	Total OT treatments	Total PT treatments
18/11	0	735	911

Administrator and Deputy Administrator Comments:

- The facility had a COVID outbreak from October into November which included 22 residents and 12 staff. The last positive case resolved on November 14. The facility was officially cleared from outbreak procedures by DOH on December 2.

Health Inspection (1 Star) and Quality Measures (2 Stars):

- Health Inspection (1 Star) and Quality Measures (2 Stars). Plan of correction was approved by DOH for the Clinical Survey. We are waiting for approval of the Environmental Survey on two tags which DPW is discussing with the surveyor.

Staffing (3 Stars):

- Recruiting and hiring continue
- We continue to work with staffing agencies
- NYS DOH confirmed via letter received November 12, 2024 that the Care Center is staffed in accordance with the 3.5 hours per resident, per day standard of care established in state law for Quarter 2 of 2023
- New Hires for October: All new hires we hired under Frontline
 - RN – 0
 - LPN – 0
 - CNA – 1 (FT)

Nursing and Physical Therapy Update:

- Continued to work on balance and fall risk reduction
- Seasonal activities included arts and crafts, and the residents constructed a large, haunted house for trunk or treat
- Continue to host facility wide group activities to help residents maintain memory, attention and organization.

Activities Department Update:

- Celebrated Rosh Hashanah, Yom Kippur
- Walking tacos for Taco Day
- Healthcare Food Service Worker week
- Held a canned food drive
- Wore pink for Breast Cancer Awareness
- Trunk or Treat, Halloween Party, Decorated pumpkins



Department of Community Services (DCS)

For more information: (845) 292-8770, <https://sullivan.ny.us/Departments/CommunityServices>

National Suicide Hotline: 988 Mobile Mental Health – 24-hour hotline: (800) 710-7083, Face-to-Face Outreach Monday-Friday 8am-8:30pm, Saturday-Sunday 8am-12am

Children’s Mobile MH: (845)701-3777

Director’s Comments / Local Government Unit Update:

Care Management:

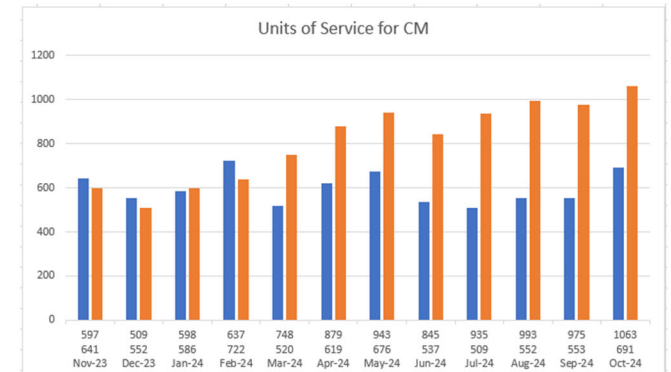
- The Care Management unit continues to actively engage & work with clients for both of the Health Home agencies and the HARP Services (Health and Recovery Plan) which are Medicaid and Medicaid Managed Care Health Plans. As of the end of October 2024, there are six active Assisted Outpatient Treatment (AOT) orders and there’s one person on enhanced AOT services.

Behavioral Health Clinic (Mental Health and Substance Abuse):

- High Risk Clients: In October 2024, there were 164 clients on the roster for high risk census.
- Open Access is Thursday’s from 9:00am to 12:00pm.

Adult & Children’s SPOA:

- On October 10, 2024, the Adult SPOA Committee met via Zoom with 11 new cases reviewed, eight previous cases were reviewed.
- The total of 140 RSS beds with 196 people on the waiting list and 12 openings.
 - There are 7 people on the list for Family Care with no openings.
 - RSS Community Residence: 12 beds, 53 on the waiting list, no openings.
 - RSS Sullivan Treatment Apartment Program: 29 beds, 32 on the waiting list, 1 opening to be filled next month.
 - RSS Sullivan County Respite: 1 bed, 2 on the list. It is unavailable.
 - RSS Supportive Apartment Program: 39 Regular and 16 L/S, 67 on the waiting list, 8 openings for Supported Housing.
 - RSS Invisible Children’s Apartment Program: 6 beds, 8 on the waiting list, with one opening.
 - RSS Chestnut Street Apartments: 37 beds, 34 on the waiting list, & no openings.
- Coordination of referrals and ongoing collaboration with service providers continue. Clients were recommended for/linked to various services, including: behavioral health treatment providers, RSS housing (apartment program and community residences), Access: Supported Housing, Sullivan PROS Program, OFA, APS, Action Toward Independence, Independent Living, Inc., and Care Management services.
- Children’s SPOA Committee met via Zoom on October 24, 2024 and went over one new referral and seven previous referrals were reviewed.



SULLIVAN COUNTY DEPARTMENT OF COMMUNITY SERVICES						
STATISTICAL SUMMARY FOR: October 1, 2024 - October 31, 2024						
Prepared by : Sara A. Cole						
PROGRAM	ON ROLLS:			CLIENTS		
	10/1/2024	ADMISSIONS	DISCHARGES	10/31/2024	CLIENTS SERVED	UNITS OF SERVICE
SC BEHAVIORAL HEALTH CLINIC ADULT	413	28	15	426	441	719
SC BEHAVIORAL HEALTH CLINIC CHILD	9	0	0	9	9	11
SC BEHAVIORAL HEALTH CLINIC FORENSIC	69	4	8	65	73	98
SC BEHAVIORAL HEALTH CLINIC MICA	15	0	1	14	15	Included in Clinic Adult
SC BEHAVIORAL HEALTH CLINIC MAT	9	0	1	8	9	Included in Clinic Adult
TOTAL MENTAL HEALTH	515	32	25	522	547	828
SC CARE MANAGEMENT	24	0	0	24	24	682
SC HEALTH HOME- ADULT	48	0	0	48	48	377
SC HEALTH HOME - KENDRA, AOT and HH+	14	1	0	15	15	186
SC HEALTH HOME - CHILD	12	1	0	13	13	110
SC HEALTH HOME - OUTREACH	17			17	17	390
SC CM CCSI					4	9
TOTAL HEALTH HOME CASE MANAGEMENT PROGRAMS	98	2	0	100	104	1,364
SC SPOA - Adult	59			59	59	341
SC SPOA - Child	14			14	14	93
TOTAL SPOA	73	0	0	73	73	434

- The Coordinator organized and facilitated the monthly Adult & Children SPOA Committee meetings (review of incoming referral packets, typing the case presentations, agenda, meeting minutes, waiting lists). Coordinator also conducted follow up throughout the month and completed monthly SPOA related data reports.

Local Government Unit:

Substance Use Task Force:

- Goals:** Reduce substance abuse, improve mental health, enhance community safety, and promote policy reform.
- Approach:** Prevention, intervention, treatment, recovery support, and interagency collaboration between law enforcement, public health, and community organizations.
- Data:** Working with Catalyst Research regarding data for each pillar and the task force as a whole.

Stabilization Center:

- Community mapping is complete with data analysis in progress, funding, and location now the focus of our planning.
- A draft of an RFP is written and will be reviewed and finalized once survey data is tabulated.
- Surveys were disseminated to over 200 community members and 35 providers (English and Spanish), data being reviewed and to be provided once tabulated.

Fatality Review Board:

- Ongoing meetings focused on policy development and process/protocol establishment.
- Attended a Fatality Review Board in Dutchess County in preparation for a mock case to be presented to our steering community to aid with procedural guidelines and meeting structure. Anticipate being able to hold our first official Fatality Review Board in January.

OASAS Opioid Abatement Funds:

- RFP awarded to Restorative Management, Catalyst Research, Nikki Jones, and Sullivan 180. RFP for 2025 was sent out with few responses, will meet with pillar leads regarding utilization of funds and re-advertising of RFP.

Mobile Crisis Services:

- RFP issued in May 2024 to enhance services for adults and youth. Response received, and ongoing discussions with the state. Concerns with RFP submission looking to regroup and draft a plan to enhance/supplement current services provided.

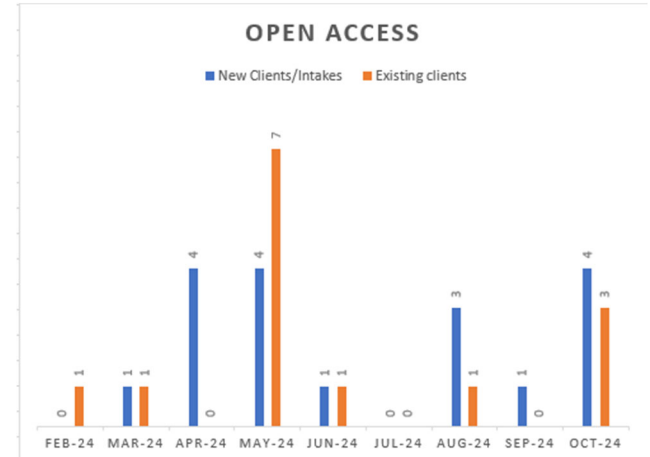
System of Care for Youth:

- SOC from a committee to a Task Force first combined meeting scheduled for 10/23/2024 – mission/vision statement review, who needs to be at the table, next steps

Other ongoing LGU activities:

- Ongoing LGU/Behavioral Health Planning
- Annual Auditing of Providers who receive State Pass through Funds
- Working on establishing a Community Trauma Response Team
- Working on a First Responder Wellness Initiative

Mobile Mental Health Stats:



Month/Year	Incoming Calls	Initial Phone Contacts	Outreaches	Diversion Rate	Hospital Referrals	Admissions	Admission Rate
Oct-23	309	122	23	78%	5	3	60%
Nov-23	404	139	31	62%	12	4	33%
Dec-23	449	85	9	100%	0	n/a	n/a
Jan-24	280	83	11	73%	2	2	100%
Feb-24	311	88	16	88%	2	1	50%
Mar-24	252	93	16	81%	3	0	0%
Apr-24	259	86	24	83%	4	4	100%
May-24	305	99	29	79%	6	4	67%
Jun-24	249	83	30	67%	6	4	67%
Jul-24	335	101	30	77%	7	5	71%
Aug-24	323	111	38	79%	8	5	63%
Sep-24	286	89	27	74%	7	6	86%
Oct-24	298	94	42	88%	5	4	80%



Department of Social Services (DSS):
For more information on our report: (845) 292-0100

Public Assistance Program Highlights:

Medicaid: Both Community and Chronic Care Medicaid have had a continuous volume of new applications.

HEAP:

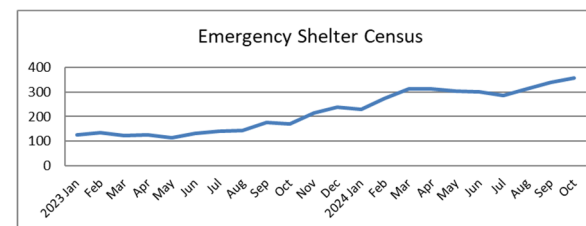
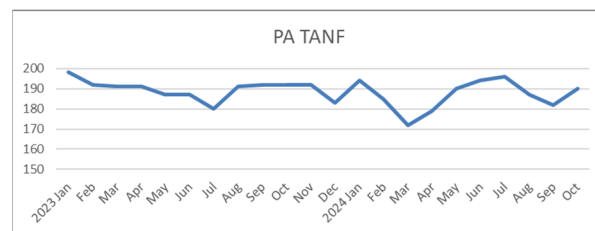
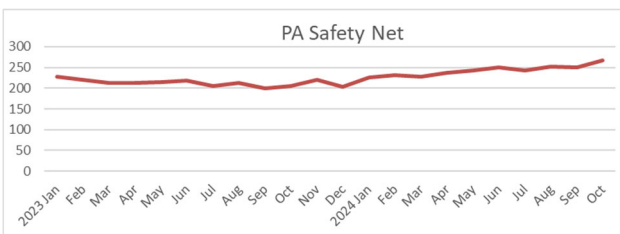
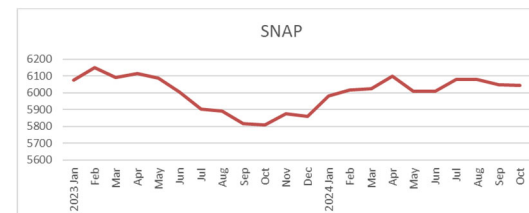
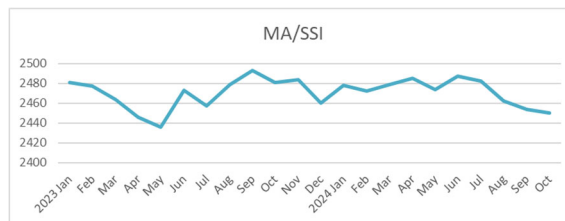
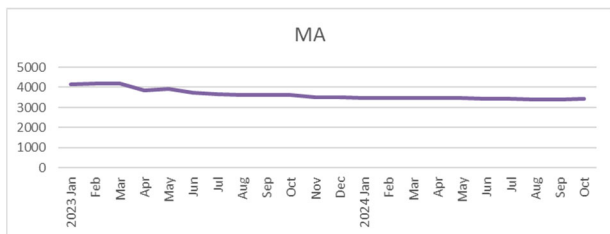
- HEAP Vendor Luncheon was held at Sullivan County BOCES in late October and was a huge success.
- The 2024-2025 Heating Equipment Repair and Replacement benefit opened on October 1, 2024
- The 2024-2025 Clean and Tune Benefit Opened
- The full 2024-2025 HEAP benefit season opened on November 1 and has gotten off to a smooth start. Applications are down approximately 22% versus last year, likely due to the above normal temperatures experienced in the first half of November.

Housing:

- Continues to address the homeless applications as they come in. Continues to rearrange staff assignments to help with the flow of applications. Continue to have huddles.
 - RSP received \$240,957.00, Active Responsibility \$ 59,621.54, Arrears paid \$ 28,030.00, Security Deposits \$7317.00, Total Remaining \$144,040.66

Public Assistance Cases (as of 10/31/2024)				
Temp. Assistance to Needy Families	Safety Net	Food Stamps	Medical Assistance	MA/Supplemental Security Income
192 (+9)	267 (+17)	6042 (-5)	3417(+8)	2450 (-4)
Homelessness Snapshot (as of 09/30/2024)				
Code Blue	Quarantined	Adults / Children	Sex Offenders	Total Homeless
0	0	247/108 (+22/-3)	18 (same)	364 (+9)

Temporary Assistance Case Trend Charts:



Fraud Investigations (as of October 31, 2024)						
Collections	Cases Active	Cases Referred	Completed	Arrests	Pending arrests	Burials
\$43,862.62 (+43,411.69)	200 (-18)	38 (-23)	56 (+8)	2 (-1)	4 (-1)	6 approved (-4) \$11,139.00 costs (-\$5,372.85)
Child Support Enforcement Cases (as of October 31, 2024)						
Collections	Petitions Filed	Paternity Establishments	Total Cases			
\$584,253 (+22,347)	20 (+2)	15 (+6)	2,766 (-7)			

Child and Adult Services:

ADULT SERVICES UNIT:	2023 TOTAL	2024 YTD	2024 OCT
PERSONAL CARE AIDES			
CASES OPENED	16	26	3
CASES CLOSED	17	15	1
# CASES (AVG.)	30	34	33
PERS			
# CASES (AVG.)	0	0	0
APS REFERRALS			
16A Neglect/Abuse	37	21	2
16B Neglects Own Basic Needs	113	56	3
16B Untreated Medical Conditions	33	30	2
16B Self-endangering Behaviors	15	18	1
16B Unable to Manage Finances	36	43	2
16B Environmental Hazards	21	33	4
APS			
CASES OPENED	261	200	14
CASES CLOSED	251	212	27
# CASES (AVG.)	148	153	145
GUARDIANSHIPS			
OPEN	38	38	0
REP PAYEE			
OPEN	TBD	106	1

FOSTER CARE STATISTICS				CHILD PROTECTIVE STATISTICS			
	OCT 2024	Trend	Goal		2023	YTD 24	OCT 24
Kinship%	15.79%		20%	# New Reports	1410	1220	142
Congregate Care%	16.67%		16%	# Indicated Reports	174	180	13
Total in Care	114		< 100	Physical abuse	14	16	1
RTF	0			Emotional abuse	0	0	0
Diagnostic	2			Sexual abuse	13	5	1
RTC	9			Neglect	62	82	5
Group Home	2			Domestic violence	13	15	1
Therapeutic Foster Home	27			Educational neglect	39	32	1
Regular Foster Home	49			Substance abuse	33	26	3
Kinship	18			1034	0	4	1
Other	7			# Unfounded Reports	710	417	28
Freed for Adoption	14			# Closed FAR	49	207	20
Certified Homes	76			# Court Ordered 1034s	36	51	4
Newly Certified Homes	2		5x # in ca	PREVENTIVE SERVICES STATISTICS			
Number of Closed Homes	1			NEW REFERRALS		7	
New Kinship Homes	1			TOTAL CASES		79	
Pending Certification	8						
Completed Adoptions	4						

Service Quality Improvement Plan Update: Each of the four projects under this plan are listed below with status updates in the right column:

Provide More Efficient Transportation Services	<ul style="list-style-type: none"> New transportation policy drafted on 11/4/24, realigning staff to support new policy.
Lifecycle Management for Child Welfare Cases	<ul style="list-style-type: none"> New case management dashboard drafted on 11/5/24
Enhance Information Management and Cross-Department Communications	<ul style="list-style-type: none"> ITS has established a shared network folder for use by DSS and County Atty.

	<ul style="list-style-type: none"> First <i>Better for Families</i> implementation meeting held on 10/29/24, next milestone is a stakeholders meeting of Family Court participating agencies scheduled for 12/16/24.
Improve Staffing for DSS and County Attorney's Offices	<ul style="list-style-type: none"> One new caseworker started work on 11/18/24.



Public Health Department: For more information on our report: (845) 292-5910, sullivan.ny.gov/Departments/PublicHealth

Public Health
Prevent. Promote. Protect.

CHHA: Certified Home Health Agency

Goal / Area of Focus	Update / Progress	Key Indicators/ Trends
Census	Average daily census of 211	Census is up by 27 from last month
Productivity	4.80 across all disciplines	Decreased from 4.95 last month

SCDPH CHHA/ MCH/ LT Performance Indicators:

Measure/Indicator	2023 YE Score	Jan 2024	Feb 2024	Mar 2024	Apr 2024	May 2024	Jun 2024	Jul 2024	Aug 2024	Sep 2024	Oct 2024	Nov 2024	Dec 2024	Target 2024	Current vs. Goal	Trend	Best Practice
Admissions (2024)		102	88	113	94	105	107	126	106	95	126				Green bar		10%
Admissions (2023)	1285	144	131	129	109	108	111	127	103	109	104	98	86		Green bar		10%
Average Daily Census		166	179	186	186.9	175.4	178.6	184.5	194	184	211			n/a	Green bar		
Prior Year (2023)	2137	184	198	202	183	173	170	173	166	160	179	176	173		Green bar		
Productivity		4.38	4.50	4.43	4.81	4.96	5.05	4.92	5.08	4.95	4.80				Yellow bar		7
Prior year	4.48	4.63	4.80	4.65	4.55	4.70	4.30	4.74	4.60	4.76	4.55	4.63	4.23	5.50	Yellow bar		7
Overtime: total		120.5	153	194	134.5	135	129	174	185	135					Red bar		
prior year	160.3	89	115	122	122	121	127	129	131	131	134	138	161	85.00	Red bar		

- We are looking to add clinicians to address the growing need of the community and continue to hold interviews with qualified applicants
- NTUC rate has increased along with start of care times. This is being addressed by improving communication and looking at processes in the intake department.
- While these are not ideal, the wait times are in-line with the start of healthcare in the outpatient setting.

Health Education / Rural Health Network

Goal / Area of Focus	Update / Progress	Key Indicators/ Trends
----------------------	-------------------	------------------------

Workplace Wellness	PH educator to continue leading workplace wellness. More employee wellness initiatives to be implemented in the coming months	Will look to continue yoga, blood drives, and other initiatives for employees
Outreach / Lesson Plans	Winter series finalized	
Narcan Training / Harm Reduction	Narcan trainings continue as well as participation in preparing Narcan kits for the vending machines	
Rural Health Network	RFP to be submitted by December 3 rd . New cycle would be October 1, 2025-September 30, 2025. Focus will be on MCH and substance use as well as improving health equity.	Still in need of a board chair. Reviewing and updating board members based on new contract proposals.

- Continue to work with SUNY Sullivan to assist in meeting health needs of the students in the absence of medical provider on campus.
- Community Health Worker and Emergency Preparedness beginning an inventory control project
- Updating Public Health brochures and the website

Healthy Families

Goal / Area of Focus	Update / Progress	Key Indicators/ Trends
Capacity	44 enrolled families	Up from 37 last month. Capacity is 60; continuing to build capacity.
Home Visits	110 out of 121 expected home visits completed	<i>Continue to work to get numbers back to 100%</i>
Referrals	Healthy Families received 13 referrals. Of them 2 we continue to outreach to, 4 have enrolled in the program, 1 we weren't able to make contact with, 3 refused and 1 already involved in a program and 2 were referred to other programs	Referrals are remaining steady. We have 2 referrals that Family Resource Specialists are reaching out to.

	Total 9/23-8/24	Oct-24	Total YTD 10/1/24-8/31/25
# FSS/FSWs # FTEs	6	6	6
Staff Vacancies	0	0	0
Referrals received	111	13	27
Referrals pending	7	2	2
Discharges	43	0	0
Assessments completed	20	7	7
Enrolled families @ end of month	32	44	44
# Home Visits	880	110	182
Cribs	21	3	5

Month	Seats distributed - D	Seats distributed - C	Seat Check - No distribution - C
Oct-24	11	0	3
Nov-24			
Dec-24			
Jan-25			
Feb-25			
Mar-25			
Apr-25			
May-25			
Jun-25			
Jul-25			
Aug-25			
Sep-25			
Totals	11	0	3

- New grant year began October 1 for car seat program.

- Last grant year there were 261 seats distributed and 24 seat checks of seats that were not distributed by our program

Maternal Child Health/CAPTA-CARA

Goal / Area of Focus	Update / Progress	Key Indicators/ Trends
Referrals	36 referrals	Referrals increased by 11 from last month. 26 taken under care, 10 NTUC either to refusal, moved out of Sullivan County, or unable to locate
Census	45.1	Census increased from 37 last month
Outreach	Outreach to community partners continues	Recruiting continues for an additional MCH RN

- Referrals continue to be made from many community partners.
- Productivity is at 4.5, up from 4.35 last month
- 3 Newborn screens completed
- Continue to look for additional RN to meet increasing need of the community

Children and Youth with Special Healthcare Needs / Early Intervention

Goal / Area of Focus	Update / Progress	Key Indicators/ Trends
CPSE	Caseload is 218	Increased from 196 last month
EI		Caseload numbers are inaccurate due to launch and subsequent issues with EI HUB
	22 referrals	EI referrals increasing slightly

SCPHS Early Care Program Performance Indicators:													
Program/Indicator	Jan 2022	Feb 2022	Mar 2022	Apr 2022	May 2022	Jun 2022	Jul 2022	Aug 2022	Sep 2022	Oct 2022	Nov 2022	Dec 2022	Trend
EI Referrals 2024	23	14	25	27	23	15	22	18	19	22	0	0	
EI Referrals 2023	30	14	17	28	29	19	16	19	18	35	21	31	
EI OSC Caseload 2024	48	42	42	49	56	56	38	42	32	*	0	0	
EI OSC Caseload 2023	86	86	98	110	111	112	100	96	78	64	57	50	
EI Active Cases 2024	198	185	190	201	206	208	209	195	176*	153*	0	0	
EI Active Cases 2023	199	191	198	241	246	243	245	245	235	235	204	194	
CPSE Caseload 2024	279	287	294	306	311	312	145	155	196	218	0	0	
CPSE Caseload 2023	264	245	281	302	306	306	139	146	209	232	246	252	

*currently we are in the in the blackout period for transitioning from NYEIS to EI HUB so service coordination numbers may not be as accurate as we have no way to verify.

2024	Total Claimed	Total Paid
School-Age	\$ 788,317.90	\$ 649,353.00
Service Coordination	\$ 13,485.24	\$ 11,590.20

- Attended family health committee meeting
- Attended Maternal Child Advisory meeting
- Coordinator attended 6 CPSE meetings
- EI HUB launch has proved challenging. The system has crashed multiple times. When staff is able to use the platform, information that previously took 10 minutes to enter is now taking 1-2 hours.
- We continue to work with PCG and partners to help correct issues

Disease Surveillance and Investigation and Emergency Preparedness

Goal / Area of Focus	Update / Progress	Key Indicators/ Trends
Immunization Program	<i>Vaccinated 133 people for flu, COVID, VFC, VFA</i>	<i>Flu clinics for VFA/VFC continue</i>
Rabies	<i>37 incidents with 20 dog bites, 11 cat incidents, and 6 wildlife exposures; 1 bat, 1 racoon and 4 exposures to a skunk. 1 skunk sent for testing which tested positive for rabies</i>	<i>Incidents up from 17 last month. Bites and exposures continue to increase.</i>
STI	<i>26 lab reports for the month, 26 new cases of Chlamydia and Gonorrhea for the month</i>	<i>471 syphilis lab reports reviewed. No new cases in October, 1 outstanding waiting on additional follow-up</i>
Tuberculosis	<i>1 LTBI and 1 active case being treated out of county. 2 suspect cases, 3 LTBI immigration follow-up cases.</i>	<i>1 suspect case has begun assessment, 1 still unable to locate</i>
Lead Poisoning Prevention Program	<i>85 tests</i>	<i>No new cases</i>
COVID	<i>185 reported cases</i>	<i>Down from over 300 last month</i>
Other Communicable Diseases	<i>Continue to see an increase in Hepatitis lab reports and rule outs. 45 clinically diagnosed varicella cases.</i>	<i>Increasing numbers of disease investigation</i>
Emergency Preparedness	<i>Attended the LEPC meeting with our community partners</i>	<i>Continue EP planning and community outreach</i>
MRC	<i>Working on Operational Readiness Award</i>	<i>ORA due beginning of December</i>

- Positive test for rabies in a skunk in the Town of Thompson.
- Additional rabies clinic scheduled for November in Monticello as a result of the positive test.
- 11 home visits for LTBI DOT treatment and monitoring
- Current obstacle for TB remains locating individuals for evaluation and follow-up, but we are receiving assistance from the state.

- 1,503 cases of general infectious disease investigations

Other Program Areas

Program Area	Update / Progress	Key Indicators/ Trends
HIPAA/Corporate Compliance	<i>Routine walk-throughs were conducted without notable areas of issue</i>	
Training and Quality	<i>T&QI position vacant. Will continue to promote position for replacement</i>	

- Bonadio will begin looking at policies for DSI, CHHA, and fiscal.

Staff Member Spotlight: Jared Nash, Senior Fiscal Administrative Officer for DSS, is an unsung hero of Sullivan County Government. Despite having a relatively small amount of experience in his position in comparison to his peers around the state, Jared is a widely recognized resource on fiscal policy among other Social Service Districts. These matters are exceptionally complex, with volumes of county, state, and federal regulations to consider. Always with a watchful eye on his responsibilities to the taxpayer, Jared is also an exceptional resource for other DSS leaders who rely on his guidance to make important operational decisions on the delivery of vital services to members of our community in need. Above all, everyone in DSS knows Jared has exceptional integrity and can be trusted to always do right by clients, the agency, and the law. He always operates behind the scenes, but DSS is very proud to shine a spotlight this month on his exceptional work!

Staffing Update: Position Title & No.	Notes
Community Services (8 Positions Vacant, 46 Authorized, 17.39% Vacant)	
Account Clerk/Database #3039	Interviewing
Assistant Social Worker II, #0369, #3210	Approved to fill
CS Coordinator, #3206	Starting in Dec
Database Clerk, #3300	Approved to fill
Staff Social Worker I, #2320, #3288, #3677	Interviewing
Public Health (19 Positions Vacant, 80 Authorized, 23.75% Vacant)	
Epidemiological Supervisor, #3579	
Licensed Practical Nurse, #1636	Posted
Personal Care Aide, #3654, #3655	
PH Nurse, CHHA #2729, #3419, D&T #2927, #2784PD	Posted
Public Health Director, #2925	
Public Health Occupational Therapist, #3340(PD)	
Public Health Physical Therapist, #3667 (PD)	
Registered Nurse, CHHA #747, #2875, #2502(PD), #2782(PD), Core #2373, D&T #3634	Posted
Training & Quality Improvement Coord, #3524	
Supervising Comm Health Nurse, #148	

Social Services (15 Positions Vacant, 175 Authorized, 8.57% Vacancy Rate)	
Account Clerk, #119	
Account Clerk/Database, #2222, #1058, #1219	Interviewing
Case Services Aide, #1137	Interviewing
Family Services Case Manager, #3678	Interviewing
Caseworker, #2950, #3455	Continuous Recruitment
FS Investigator, #459	Created a trainee position and promoted from within
Senior AC/DB, #3223, #2688	Canvassing
Senior Caseworker, #2599	
Sr. Family Services Investigator, #3249	Posted – Child Support position
Staff Development Coordinator, #3483	Filed an RTF; Intend to promote from within
SWE, #2899	Posted – Interviewing