



**Sullivan County**  
**Health & Human Services**  
**Meeting Agenda - Final**

100 North Street  
Monticello, NY 12701

Chairman Catherine Scott  
Vice Chairman Matt McPhillips  
Committee Member Brian McPhillips  
Committee Member Amanda Ward  
Committee Member Terry Blosser-Bernardo

---

**Thursday, August 14, 2025**

**11:30 AM**

**Government Center**

---

**Call To Order and Pledge of Allegiance**

**Roll Call**

**Comments:**

**Reports:**

Division of Health and Human Services  
August 2025  
Monthly Report

[ID-7669](#)

**Attachments:** [2025-08 HHS Monthly Report](#)

**Discussion:**

**Public Comment**

**Resolutions: None**

**Adjourn**



# Sullivan County

## Legislative Memorandum

100 North Street  
Monticello, NY 12701

---

**File #:** ID-7669

**Agenda Date:** 8/14/2025

**Agenda #:**

---

# ***Division of Health and Human Services Monthly Update***

***August 2025***

## **Agenda**

- **Strategic Plan Update**
- **Drug Task Force**
- **Social Care Network**
- **Community Services**
- **Housing Programs**
- **Social Services**
- **Care Center**
- **Public Health**
- **Staffing Data**

## Strategic Focus Areas in 2025 County Budget

Safe Communities

**Healthy Communities**

Transportation, Mobility  
and Infrastructure

**Economic  
Opportunities**

Accountable  
Government

### *Healthy Communities*

- **Investing in Our Children:** DSS-Services is near full staffing, including the positions that were added in the 2025 budget following the Bonadio report's recommendations. For the first time since at least the Great Recession, Sullivan County DSS now has the opportunity to embed caseworkers in local schools to provide more direct and responsive preventive services and supports.

### *Economic Opportunities*

- **Addressing the Housing Crisis:** DSS received some great news at the end of July - Requests made earlier this year were approved as of July 25<sup>th</sup> to increase authorized public assistance payments (known as PASS supplements) to clients for their housing. After several years of advocacy from counties and OTDA, the Division of Budget appears to have agreed with our collective position that it makes much more sense to pay rents than hotel rates. Families of four who, prior to July 25<sup>th</sup>, were receiving a maximum of \$335/month to pay for their housing are now entitled to a maximum of \$1,039 per month.

# Drug Task Force Update

Pillar Meetings						
Law Enforcement	Treatment	United Sullivan	Prevention	Policy	Veterans	Data
5/2/2025	7/17/2025	Meeting Weekly	7/7/2025	7/10/2025	7/15/2025	7/18/2025
Drug Task Force Key Statistics						
911 Responses to Overdose				Opioid Overdose Death Rate (2024)		
May: 17 (+2 from previous month), June: 18 (+1)				26 deaths; 32.5/100,000		
				2023 totals: 38 deaths; 47.5/100,000		

- **Overdoses in July:** Overdose statistics for July were not available as of the date of submission of this report, but are expected to be reported before August 14th. They will be briefed to the Committee during the meeting.
- **Coalition for a Vape Free Sullivan:** No update on the arrival of Juul settlement funding. The Coalition for a Vape Free Sullivan plans to work together with stakeholders to recommend a cooperative spending plan for funds that will be distributed to both County Government and BOCES. After the coalition partners develop a plan, the plan will be shared with the public via the Legislature and BOCES' board for final decisions on spending.
- **Oxford House:** Contract is signed to bring 24 sober living beds to Sullivan County over the course of the next 12 months. Oxford House's planning team is currently seeking available units, and is partnering directly with Step One – a new local provider, expanding into Sullivan County from Ulster.
- **Recovery Celebration:** Scheduled for September 19, 2025 (3–6 PM at Hanofee Park). Led by the Drug Task Force – TX Pillar to reduce stigma and celebrate recovery.
- **Lexington Collaborations:** Garnet Health: Lease and inpatient rehab site development ongoing. DA's Office: Support continues for relocation logistics and compliance.

# Opioid Settlement Fund Updates

Opioid Settlement Fund Balance (as of 7/8/25)	OASAS Settlement Fund Allocated to Sullivan / Balance Available
Restricted: \$389,280.84; Unrestricted \$1,157,817.43	\$1,438,489/\$927,972.67

County Opioid Settlement Fund Contracts (\$316k/year)	OASAS Settlement Fund Contracts
<ul style="list-style-type: none"> <li>• Catholic Charities (School-Based Prevention Program) \$25,000</li> <li>• Lamar of Scranton (Marketing-Signage) \$33,000</li> <li>• Village of Liberty Police (Officer EAP) \$11,000</li> <li>• Village of Liberty Police (Overdose Quick Response Team) \$15,000</li> <li>• Town of Fallsburg Police (Overdose Quick Response Team) \$15,000</li> <li>• Sullivan 180 (School-Based Prevention Programs) \$99,500*</li> <li>• Action Toward Independence (Housing, transportation and case management for persons with substance use disorders) \$85,000</li> <li>• Corona Self-Help Center (Peer Services and Supports) \$32,500</li> </ul>	<ul style="list-style-type: none"> <li>• Bold Gold Media (Marketing and Education) \$108,000</li> <li>• Restorative Management (Peer Services) \$74,500</li> <li>• Sullivan 180 (Youth MH Services and Support) \$138,430</li> <li>• Catalyst Research (Data Analytics) \$59,500</li> <li>• Oxford House (Sober living homes) \$200,000</li> <li>• Vendtek (Vending Machine Data) \$1,960</li> </ul>

- **New Funding Anticipated:** We are waiting for detailed information on how funding will be locally distributed from the Purdue Pharma/Sackler Family settlement and other recent settlements. New York State is expected to receive \$241.2million from the Purdue settlement alone.
- **Opioid Settlement Fund Obligations:** The chart above provides a brief summary of organizations under contract and receiving opioid settlement funding, and the actions each of those organizations is taking in support of the Drug Task Force. This chart does not include funds use by the county to acquire items and services needed for use by the Drug Task Force (i.e. software subscriptions to support counter narcotics investigations, palm cards, vending machines, etc.).
- **Potential New Opioid Settlement Fund Projects:** The Drug Task Force will consider two major projects for future funding at upcoming pillar lead meetings. One is future funding for the RESTART program which provides school-based substance use treatment at Sullivan BOCES. The other will be for the potential use of opioid settlement funds to support capital funding for Sullivan County's stabilization center.

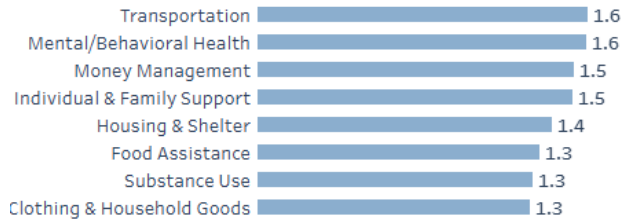


# Social Care Network Update

- **Expanding Unite Us Capacity across County Government:** DHHS, Compliance and County Attorney staff met on August 4 with reps from Unite Us and Hudson Valley Care to resolve compliance, privacy, and legal matters related to the expansion of Unite Us use by county staff. We will look to finalize the updated contracts, approved last month, in the coming weeks. The new contracts will enable all DHHS personnel to participate on the Unite Us social care network and for Community Services to bill Hudson Valley Care for enhanced Medicaid service screenings in support of the 1115 social care network demonstration.
- **Case Summary:** The following chart provides an update of the services we are connecting persons to via the Unite Us network and what current demand for services looks like:

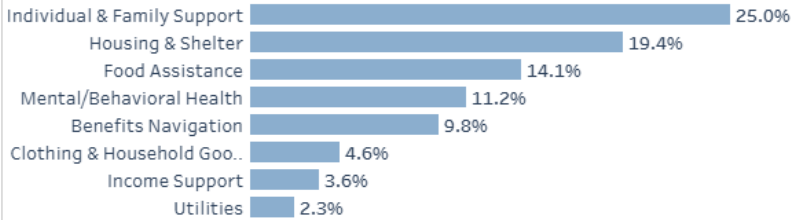
## Average Reoccurring Needs

Expand (+) to view service subtype



## Case Volume by Service Type

Expand (+) to view service subtype



## Local Unite Us Partners

Liberty Police Department	The Center for Discovery	Rehabilitation Support Services	Cornell Cooperative Extension	Dept of Community Services
Sullivan County Probation	Dispute Resolution Center	Sullivan 180	Office for the Aging	Dynamic Youth Community
HONOR, INC.	Dept of Public Health	Sullivan County Youth Bureau	Action Toward Independence	Catholic Charities - Behavioral Health
Every Person Influences Children	Lexington Center – Liberty and Monticello	Legal Services of the Hudson Valley	Garnet Health Medical Center - Catskills	Community Action – Liberty and Monticello Offices
Independent Living, – Peer Diversion & Peer Parent	Independent Living, Inc – Independent Living Skills	Catholic Charities – Human Services	Center for Workforce Development	Sullivan Allies Leading Together
Mobile Mental Health	Restorative Management	Dept of Social Services	Bridge Back to Life	Choices Mental Health
Sun River Health	Community Home Health Care	Astor Services	American Nutrition Alliance	

## **Single Point of Access (SPOA) Program:**

- On June 12, 2025, the Adult SPOA Committee met via Zoom with 6 new cases reviewed and 6 previous cases reviewed.
- Clients were recommended for/linked to various services, including: behavioral health treatment providers, RSS housing (apartment program and community residences), Access: Supported Housing, OFA, Adult Protective Services, Action Toward Independence, Independent Living, Inc., and DCS Care Management services.
- Children's SPOA Committee met via Zoom on June 26, 2025, and went over 1 new referral and 6 previous referrals.

## **Systems Coordination & Strategic Planning**

- **System of Care Taskforce:** Fall mixer for local youth physical and behavioral health providers set for September 25
- **Community Services Board Planning:** The 2025 Local Services Plan was submitted on June 30, 2025
- **State Pass-Through Contracts:** Short Line contract updated and finalized; remaining contracts near completion.
- **Criminal Procedure Law (CPL) Section 730 Court Diversion:** Looking to continue training with magistrates part of compliance work and to reduce cost of placements.

## **Peer & Community Support Services**

- Peer court navigator is onboard and receiving referrals.
- **Sullivan County Jail (SCJ) Monthly Meetings:** Continues with complex case reviews. New peer court navigator for SCJ onboarded.
- **Fatality Review Board:** Model reviewed; stakeholder engagement continues. Data challenges with coroners/volunteers persist due to complexities of HIPAA and other confidentiality rules.
- **Threat Assessment Training:** Curriculum and training schedule in active development

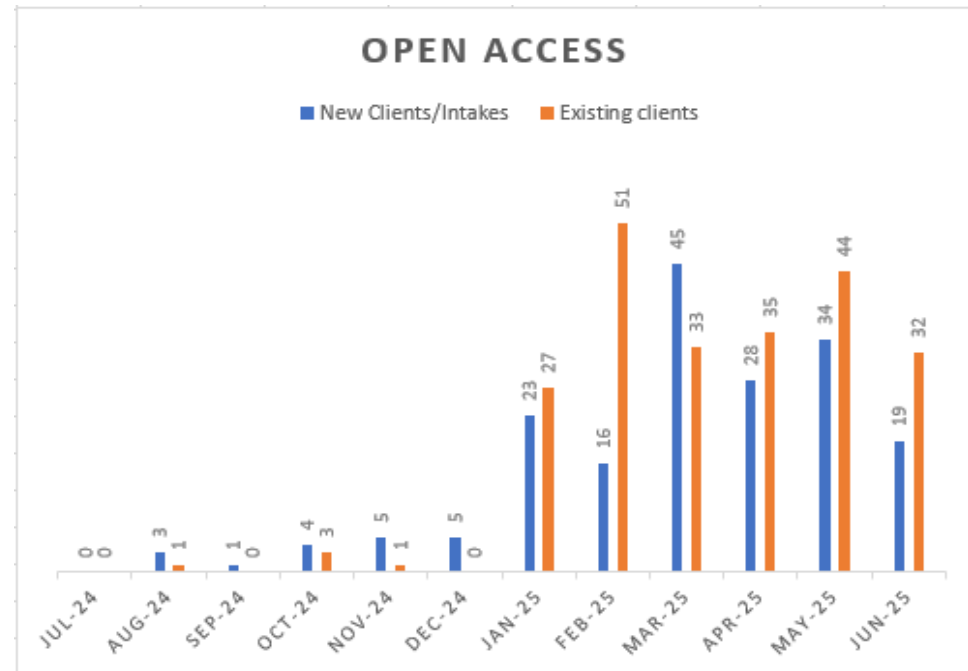


# Community Services Update - Clinic

STATISTICAL SUMMARY FOR: June 1, 2025 - June 30, 2025						
Prepared by : Sara A. Cole				CLIENTS		
PROGRAM	ON ROLLS: 6/1/2025	ADMISSIONS	DISCHARGES	ON ROLL: 6/30/2025	CLIENTS SERVED	UNITS OF SERVICE
SC BEHAVIORAL HEALTH CLINIC ADULT	445	29	19	455	474	783
SC BEHAVIORAL HEALTH CLINIC CHILD	17	3	2	18	20	31
SC BEHAVIORAL HEALTH CLINIC FORENSIC	71	7	5	73	78	107
SC BEHAVIORAL HEALTH CLINIC MICA	22	1	3	20	23	Included In Clinic Adult
SC BEHAVIORAL HEALTH CLINIC MAT	19	2	0	21	21	Included In Clinic Adult
<b>TOTAL MENTAL HEALTH</b>	<b>574</b>	<b>42</b>	<b>29</b>	<b>587</b>	<b>616</b>	<b>921</b>

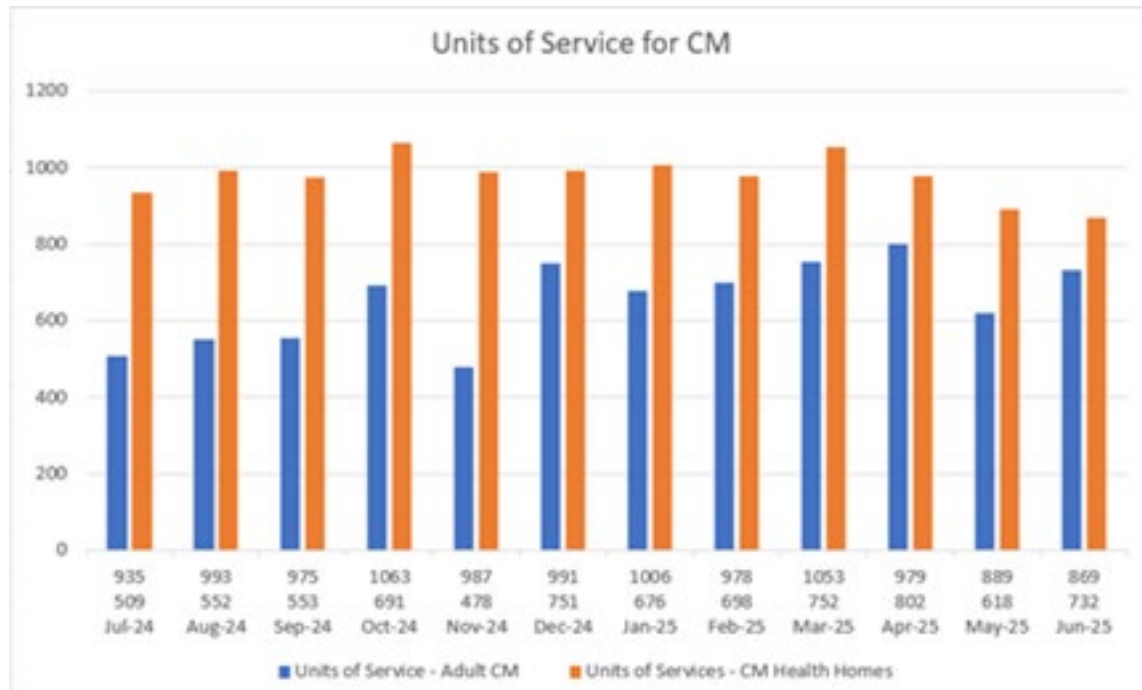
**High Risk Clients:** In June 2025, there were 189 clients on the roster for high risk census.

**Open access:** extended this past January to 2 mornings per week on Tuesday & Thursdays. We continue to see increased utilization and reduced wait times from this change.



# Community Services Update – Care Management

- The Care Management unit engages & works with clients for both of the Health Home agencies and the Health and Recovery Plan (HARP) Services which are Medicaid and Medicaid Managed Care Health Plans.
- As of the end of June 2025, there are 4 active Assisted Outpatient Treatment (AOT) orders and there is 1 person on enhanced AOT services.



	ON ROLLS:			ON ROLL:	CLIENTS	UNITS OF
	6/1/2025	ADMISSIONS	DISCHARGES	6/30/2025	SERVED	SERVICE
SC CARE MANAGEMENT	31	0	0	31	31	726
SC HEALTH HOME - ADULT	42	1	0	43	43	377
SC HEALTH HOME - KENDRA, AOT and HH+	15	1	0	16	16	176
SC HEALTH HOME - CHILD	15	2	0	17	17	205
SC HEALTH HOME - OUTREACH	11			11	11	111
SC CM CCSI					1	6
<b>TOTAL HEALTH HOME CASE MANAGEMENT PROGRAMS</b>	<b>103</b>	<b>4</b>	<b>0</b>	<b>107</b>	<b>108</b>	<b>1,490</b>

# DCS Update - Crisis Mental Health Services

- **Stabilization Center Development:** Project scaled down. Revised schematics shared in March 2025. Funding alternatives under review.
- **Mobile Crisis Services Enhancement:** Resolution passed. RFP issued April 14 but no responses; next steps under discussion with OMH.

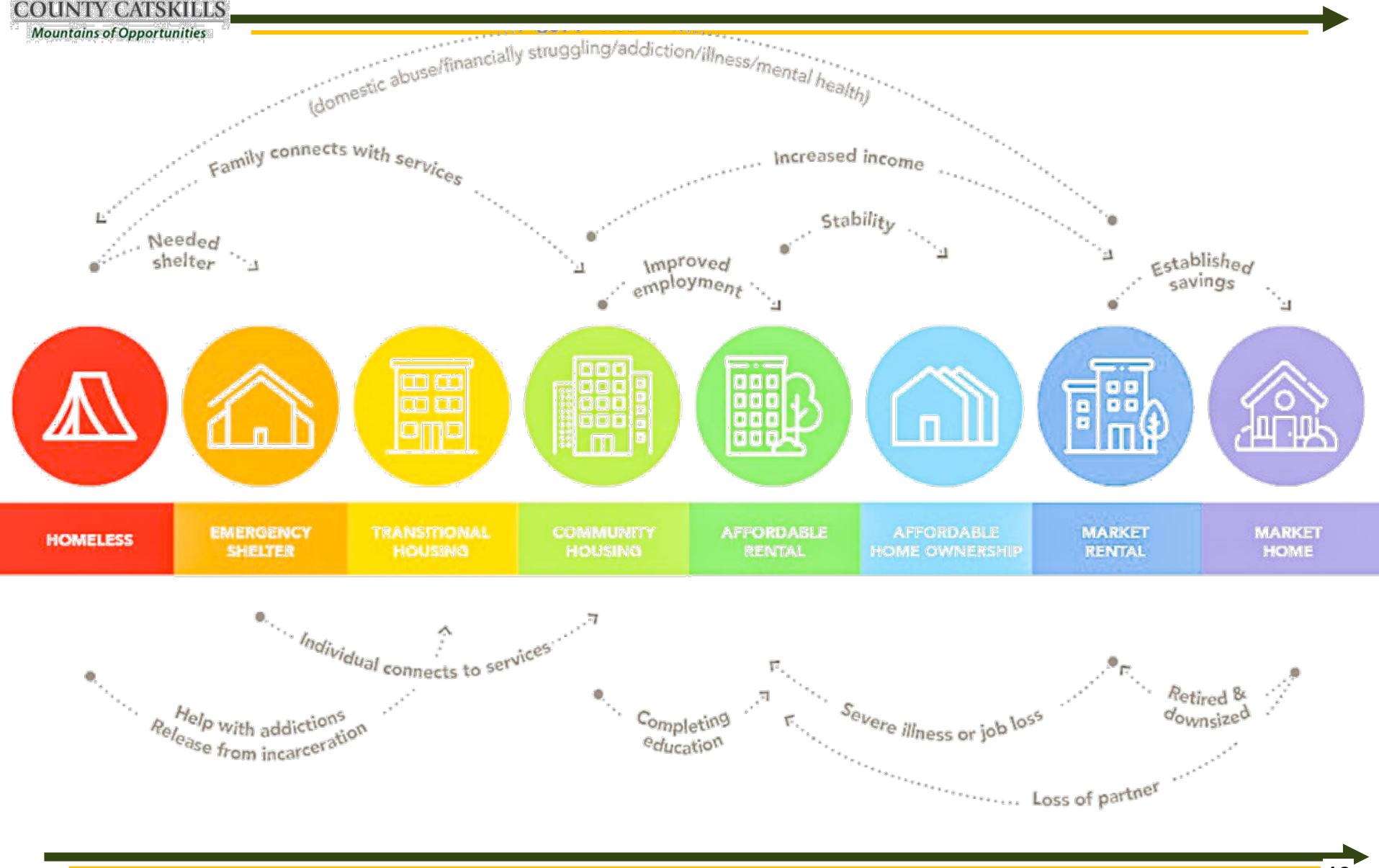
## Crisis Intervention & Law Enforcement Support

- **Crisis Intervention Team (CIT):** Sequential Intercept Mapping completed. Next CIT Meeting: August 2, 2025.
  - **Mental Health First Aid (MHFA) Training:** November 17–18, 2025
  - **Coordinator position established:** Camille O’Brien appointed July 7, 2025.
- **First Responder Wellness Program:** Needs assessment complete. RFP responses reviewed. Contract with *On and Off Duty* in finalization; resolution in development.
- **Community Trauma Response Team: Protocols mapped.** Next Meeting: August 4, 2025
  - Psychological First Aid Training: October 2, 2025
  - Disaster Mental Health Training: November 18, 2025

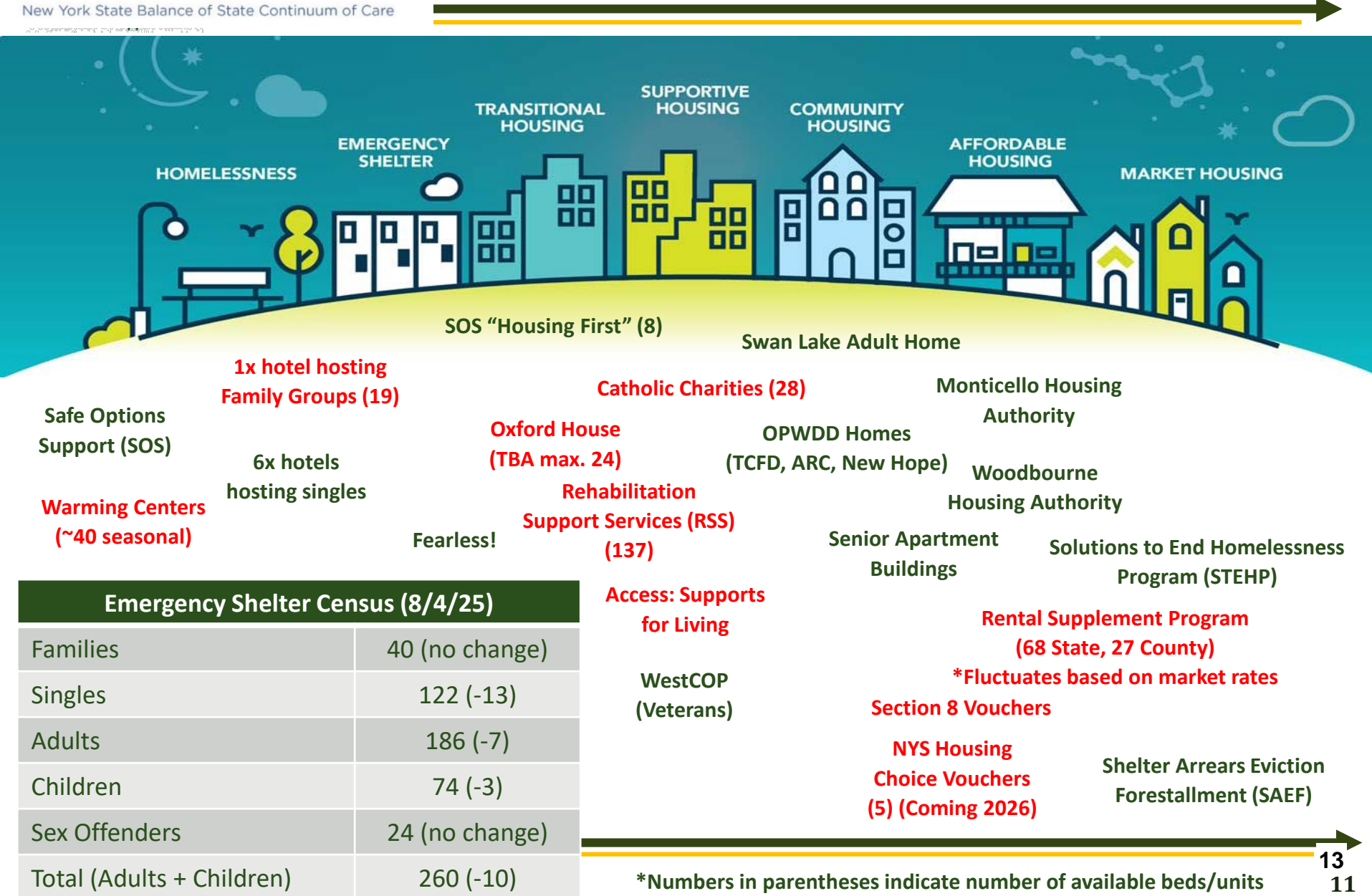
### Mobile Mental Health 12-month statistics:

Month/Year	Incoming Calls	Initial Phone Contacts	Outreaches	Diversion Rate	Hospital Referrals	Admissions	Admission Rate
Jun-24	249	83	30	67%	6	4	67%
Jul-24	335	101	30	77%	7	5	71%
Aug-24	323	111	38	79%	8	5	63%
Sep-24	286	89	27	74%	7	6	86%
Oct-24	298	94	42	88%	5	4	80%
Nov-24	286	81	32	78%	7	5	71%
Dec-24	202	77	18	72%	5	4	80%
Jan-25	214	70	21	71%	6	5	83%
Feb-25	214	78	28	75%	7	6	86%
Mar-25	267	88	26	81%	5	3	60%
Apr-25	250	70	24	92%	2	2	100%
May-25	236	90	26	73%	7	5	71%
Jun-25	278	98	27	70%	8	7	88%

# The Housing Continuum Explained...



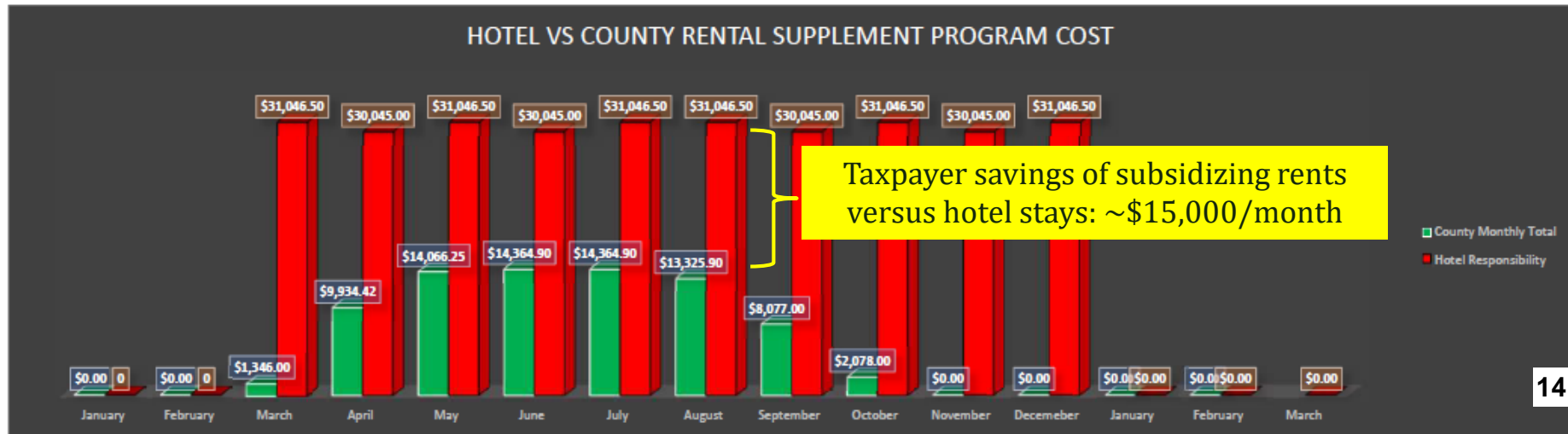
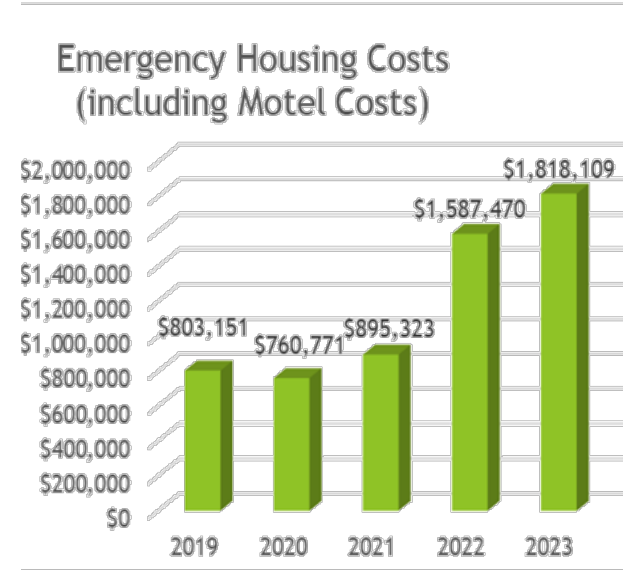
# Sullivan County's Housing Continuum









# Rental Supplement Program Update

- Inflation, prevailing wage, and climate policy changes are accelerating construction costs.**
  - Conversion costs for hotels reach \$500,000 per unit.
  - Current estimate for this Center is \$400,000 per unit.
  - Our project will be competitive for an \$8million grant from NYS
- Hotel costs are also accelerating rapidly.**
  - Final 2024 emergency housing cost: **\$3,493,975**
  - Emergency housing costs are 71% local / 29% state
  - When we can work with clients, we can get them to much cheaper housing solutions faster (see below)
- There is an extensive public record telling us hotels are not the right answer for Sullivan County**
  - 2016 State Comptroller Report, 2024 Grand Jury Report



# Child and Adult Services Statistics

ADULT SERVICES UNIT	2024 TOTAL	2025 YTD	2025 JUN
<b>PERSONAL CARE AIDES</b>			
CASES OPENED	31	11	1
CASES CLOSED	18	8	0
# CASES (AVG.)	34	36.41	37
<b>PERS</b>			
# CASES (AVG.)	0	0	0
<b>APS REFERRALS</b>			
16A Neglect/Abuse	30	16	9
16B Neglects Own Basic Needs	67	33	7
16B Untreated Medical Conditions	36	21	2
16B Self-endangering Behaviors	21	7	2
16B Unable to Manage Finances	47	19	3
16B Environmental Hazards	38	13	3
Undetermined	7	14	0
<b>APS</b>			
CASES OPENED	245	123	26
CASES CLOSED	238	133	18
# CASES (AVG.)	153	150.17	154
<b>GUARDIANSHIPS</b>			
OPEN	38	42	0
<b>REP PAYEE</b>			
OPEN	108	109	1

FOSTER CARE STATISTICS				CHILD PROTECTIVE STATISTICS			
	JUN 2025	Trend	Goal		2024	YTD 25	JUN
Kinship%	20.00%		20%	# New Reports	1425	675	101
Congregate Care%	13.91%		16%	# Closed Cases (UNF, FAR, IND)	904	565	76
Total in Care	115		<100	# Unfounded Reports	466	295	42
RTF/RTC	9			# Closed FAR	232	144	20
Diagnostic	1			# Indicated Reports	206	126	14
Group Home	3			Physical abuse	17	12	1
Therapeutic Foster Home	25			Emotional abuse	0	1	0
Regular Foster Home	48			Sexual abuse	7	3	0
Kinship	23			Neglect	96	51	2
Other	6			Domestic violence	15	8	1
Freed for Adoption	16			Educational neglect	37	30	7
Certified Homes	65		5x# in care	Substance abuse	29	20	2
Newly Certified Homes	1			1034	5	1	1
Number of Closed Homes	1			<b>PREVENTIVE SERVICES STATISTICS</b>			
New Kinship Homes	0			NEW REFERRALS		7	
Pending Certification	5			TOTAL CASES		89	
Completed Adoptions	1						
YTD Completed Adoptions	2						

- **Better for Families (BFF) Initiative:** New interagency family-centered initiative; planning meetings ongoing.
- **New Youth Mental Health Treatment Provider opens in Monticello:** Children's Home of the Wyoming Conference, who already provides a broad portfolio of children's services to Sullivan County from their offices in Liberty, cut the ribbon on Sullivan County's first Youth Assertive Community Treatment (ACT) program, based in Monticello on July 31<sup>st</sup>.



# Child Welfare Case Lifecycle Management

	JAN	FEB	MAR	APR	MAY	JUN	JUL	AUG	SEP	OCT	NOV	DEC	
<b>EOM STATISTICS (Based on last day of month totals)</b>													<b>AVERAGE</b>
Overdue 7-day Safety Assessmnts (INV)	2	1<1		0	0	0							0.6
Overdue 7-day Safety Assessmnts (FAR)	1	1<1		0<1		0							0.5
Overdue Case Closures (INV)	103	56	52	28	30<1								53.8
Overdue Case Closures (FAR)	45	22	21	9	14<2								22.2
PREV Referral Timeliness days	8	3	9	6	6	2							5.667
<b>QUARTERLY INTERNAL COMPLIANCE AUDITS (GREEN INDICATORS = ≥85% Effective, YELLOW = 75%-84%, RED = ≤74%)</b>													<b>AVERAGE</b>
INVESTIGATIVE Progress Notes	74%			81%									0.775
Family Assmt Resp Progress Notes		86%			80%								0.83
PREVENTIVE (PREV) Progress Notes		56%			65%								0.605
Foster Progress Notes			65%			50%							0.575
PREV Case Contact Rate ≥ 2 per month	35%			75%									0.55
Foster Case Contact Rate ≥ 1 per month		75%			85%								0.8
Supervisor Case Conferences		12%			55%								0.335
LSRs Submitted Timely			100%			100%							1
Annual LODs Reviewed Timely/up to date			0%			26%							0.13
<b>HOTLINE SOURCES</b>													<b>ANNUAL TOTAL</b>
School	55	36	50	33	66	36							276
Immediate Family	10	12	8	10	11	7							58
Extended Family	6	6	7	7	6	2							34
Hospital	6	12	12	10	12	16							68
Other Medical Provider	10	6	2	9	9	9							45
Law Enforcement	9	16	21	12	16	14							88
DSS Internal	4	7	10	12	6	7							46
Other	4	17	24	13	15	10							83

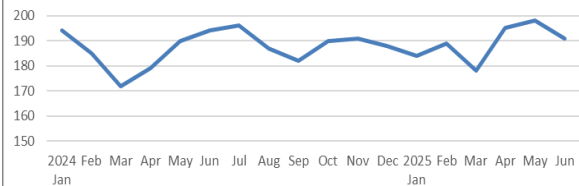


# Social Services Program Statistics

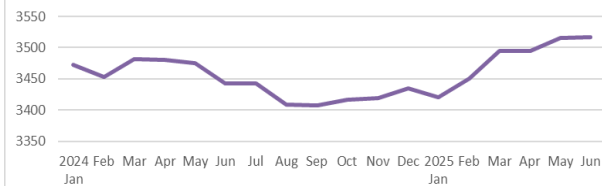
Fraud Investigations (as of 6/30/2025)						
Collections	Cases Active	Cases Referred	Completed	Arrests	Pending arrests	Burials
\$20,602.20 (+12,056.92)	275 (+31)	44 (+1)	41 (-8)	1 (-2)	4(+1)	8 approved (+1) \$13,845.00 costs (+2,410.00)
Child Support Enforcement Cases (as of 6/30/2025)						
Collections	Petitions Filed	Paternity Establishments	Total Cases			
\$578,749 (-259,322)	23 (+/-0)	11 (-3)	2,685 (-21)			

Public Assistance (PA) Cases (as of 6/30/2025)				
Temp. Assistance to Needy Families (TANF)	Safety Net	Food Stamps	Medical Assistance (MA)	MA/Supplemental Security Income (SSI)
191(-7)	284 (-3)	6116 (-49)	3517(+2)	2429 (-2)
Homelessness Snapshot (as of 7/30/2025)				
Code Blue	Quarantined	Adults / Children	Sex Offenders	Emergency Shelter Census
0(no change)	0	185/76 (-7/+10)	24 (-1)	261 (+3)

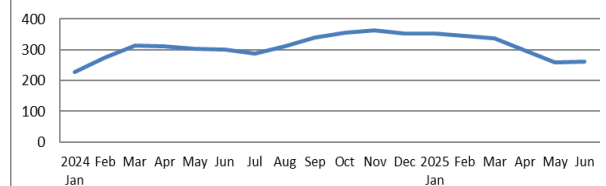
PA TANF



MA



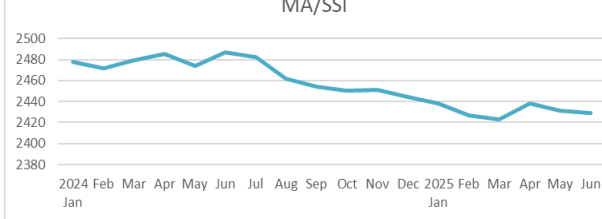
Emergency Shelter Census



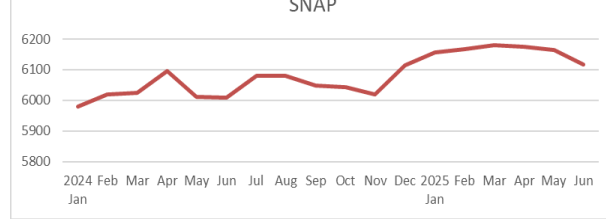
PA Safety Net



MA/SSI



SNAP



Monthly Total Expenses to Date	Monthly Cash Receipts	End of Month Census	Meals Prepared for Residents
\$1,383,874.50	\$1,129,040.52	125	11,235
Admissions / Discharges (to home or Assisted Living)	Total ST treatments	Total OT treatments	Total PT treatments
6/6	65	695	828

### Nursing Home Care Compare Ratings:

- Health Inspection: (1 Star)
- Quality Measures: (3 Stars) (+1)
- Staffing: (3 Stars) - New Hires for June 1 CNA, 1 LPN and 1 RN (Frontline)

### Nursing and Physical Therapy Update:

- Residents continue to participate in seasonal activities.
- Outside planters were planted and tended.
- Gardening Group is going strong with residents working on cognition and fine motor skills.
- Speech Therapy completed staging for all new admissions to determine current cognitive status
- Residents planned and created a patriotic 4<sup>th</sup> of July holiday tree.
- Balance and fall reduction continue to be a significant focus which is helping with ambulation and decreased falls.

### Activities Department Update:

- Monthly Birthday Party
- Father's Day Celebration
- Weekly Happy Hour
- Shoppers Service



Goal / Area of Focus	Update / Progress
Increase and maintain the daily census of the CHHA Program to ensure consistent enrollment, maximize resource utilization, and support the growing demand for home healthcare professionals.	Average daily census (ADC): <b>143</b>
Increase the number of new patient admissions through enhanced referral partnerships, physician outreach, and digital marketing strategies.	<b># of referrals: 100</b> <ul style="list-style-type: none"> <li>Referral Conversion Rate (RCR) (referrals → admissions) <b>RCR: 82%</b></li> <li>new patients: 82</li> <li>discharges: 90</li> </ul>
Achieve an average of 5 points per day, per clinician while maintaining high-quality care, measured through patient satisfaction scores and clinical outcome improvements.	<ul style="list-style-type: none"> <li><b>Staff Productivity: 4.86</b></li> <li>See table 1 below</li> </ul>

CHHA Monthly Data*								
	2024 Total	January	February	March	April	May	June	2025 YTD
Staff Productivity		5.06	4.89	4.92	4.87	4.96	4.86	4.92666667
New Patients*	1120	122	102	96	94	69	82	565
Discharges*	1104	108	99	98	98	84	90	577
RN/LPN Visits*	6267	577	462	565	604	516	431	3155
PT/PTA Visits	8424	763	612	651	624	654	616	3920
OT Visits*	2353	160	157	241	228	257	242	1285
ST Visits*	854	77	72	54	57	76	69	405
MSW Visits*	680	54	54	54	54	47	46	309
HHA Visits*	497	84	77	77	56	78	63	435
Total Visits	21,299	1715	1434	1642	1623	1628	1467	9509

Field Staffing	full-time	perdiem	contract	total
RN	8	4		12
LPN	1			1
PT	3	1	1	5
PTA	2			2
OT	3			3
ST	1			1
MSW	1			1
total				25

Table 1 – Legend:

- # of visits by type:
- RN- Registered Nurse
- PT- Physical Therapy
- OT- Occupational Therapy
- ST- Speech Therapy
- MSW- Master Social Work Visit
- HHA- Home Health Aid Visit



# Maternal Child Health (MCH)

Goal / Area of Focus	Update / Progress
Increase and maintain the daily census of the MCH Program to ensure consistent enrollment, maximize resource utilization, and support the growing demand for home healthcare professionals.	<ul style="list-style-type: none"><li>• Average daily census (ADC): <b>36</b></li></ul>
Achieve an average of 5 points per day, per clinician while maintaining high-quality care, measured through patient satisfaction scores and clinical outcome improvements.	<ul style="list-style-type: none"><li>• <b>Staff Productivity: 5.06</b></li></ul>
Increase the number of new patient admissions through enhanced referral partnerships, physician outreach, and digital marketing strategies.	<b># referrals: 30</b> <ul style="list-style-type: none"><li>• <b>RCR: 47%</b></li><li>• Not Taken Under Care (NTUC):<ul style="list-style-type: none"><li>○ Refused at intake: 7</li><li>○ Refused at home visit: 5</li><li>○ Unable to locate: 1</li><li>○ Pending: 1</li></ul></li></ul>
Monitor the number of newborn screenings completed, ensuring that those completed newborn screenings are done within 24-48 of birth.	<b>0</b> newborn screenings
Maintain Full Staffing	1x RN, 1x LPN



Goal / Area of Focus	Key Performance Indicators	Update / Progress
Family Support Staff (FSS) will conduct at least 90% of scheduled home visits per month to ensure consistent family engagement.	<ul style="list-style-type: none"> <li># of enrolled families (capacity = 60)</li> <li>Total of 150 home visits expected per month. <ul style="list-style-type: none"> <li>Target completed home visits: <b>85%</b></li> </ul> </li> </ul>	<ul style="list-style-type: none"> <li><b># of enrolled families: 42</b></li> <li><b>90%</b> completed home visits (125 out of 138)</li> </ul>
Increase the number of new patient admissions through enhanced referral partnerships, physician outreach, and digital marketing strategies.	<ul style="list-style-type: none"> <li># of referrals</li> <li># of assessments completed (Frogs)</li> <li># of referrals agreed to services and registered</li> <li>Referral Conversion Rate (RCR) (how many referrals turned into admissions) <ul style="list-style-type: none"> <li>Target RCR: <b>17%</b></li> </ul> </li> </ul>	<ul style="list-style-type: none"> <li><b># of referrals: 9</b></li> <li><b># of Frogs: 3</b></li> <li><b># agreed to services and registered: 4</b></li> <li><b>RCR: 33%</b></li> </ul>
Maintain Full Staffing	<ul style="list-style-type: none"> <li># of staff for all HF positions</li> </ul>	100% (4 of 4) staff positions filled

Table 4: 2025 HF Referrals							
	January	February	March	April	May	June	2025 YTD
Garnet Health - Catskill	3	3	1	1	2	5	15
Garnet Health - Middletown							
Garnet Health Doctors		1					1
St. Luke's							
Blythedale Children's Hospital							
Crystal Run Health Care					1	1	2
Sun River		3	3	2		1	9
Middletown Medical							
AHAVA							
Cornerstone							
Healthy Families		2	1				3
CPD/DFS		1	1	2	1	1	6
SC DPH Outreach/CHW	2						2
WIC			3	1			4
Doula		1					1
Self Referral	1						1
MCH Nurses		1		2		1	4
							48



# *Children and Youth with Special Healthcare Needs (CYSHCN)/ Early Intervention (EI)*

<i>Goal / Area of Focus</i>	<i>Update / Progress</i>
Ensure that initial Committee on Preschool Special Education (CPSE) evaluations are completed within 60 calendar days of referral.	<ul style="list-style-type: none"><li>• # of active cases: <b>311</b><ul style="list-style-type: none"><li>○ ↑ 2 from previous month</li></ul></li></ul>
Complete initial EI evaluation and develop Individualized Family Service Plans (IFSPs) within 45 days of referral.	<ul style="list-style-type: none"><li>• # of active cases: <b>218</b></li><li>• # of referrals received: <b>31</b><ul style="list-style-type: none"><li>○ ↑59 from previous month</li></ul></li></ul>
Early Intervention Ongoing Service Coordinators (EI OSC) will maintain an active caseload of 35-50 families, depending on case complexity and program capacity.	EI OSC caseload: <b>37</b>

- Currently developing an accessibility grant aimed at expanding community access. Examples include beach and trail wheelchairs, enhanced language accessibility at local venues such as museums and libraries, including braille materials and closed captioning services.
- A sensory friendly movie night happen on July 18 at Hanofee Park in Liberty.
- Our first “Parent’s Night” occurred on July 29 and will feature a speaker discussing 504 and IEP process for the upcoming school year.
- The CYSHCN grant has purchased 7 sensory kits that can be used by community partners.



Goal / Area of Focus	Update / Progress
<b>Workplace Wellness</b>	# of workplace wellness events: 1 • # of participants: 32 • Topics covered: blood drives
<b>Outreach/ Education/ Rural Health Network (Table 7)</b>	# of educational workshops: 17 <ul style="list-style-type: none"> <li>○ Total # of participants: 252</li> </ul> • # of outreach events: 36 <ul style="list-style-type: none"> <li>○ # directly related to RHN: 20</li> </ul> • # of social media posts: 45 <ul style="list-style-type: none"> <li>○ Top 3 post topics (most engagement): June Where We Are, Community Health Assessment, What is PTSD?</li> </ul> • # of PH kits distributed <ul style="list-style-type: none"> <li>○ Education: 405</li> <li>○ Vending machines: 198</li> </ul>
<b>Narcan Training</b>	• # of Narcan trainings: 1 <ul style="list-style-type: none"> <li>○ # of participants: 17</li> </ul> • # of 1-on-1 Narcan trainings: 12 • Total # trained: 30
<b>Community Health Workers (CHW)</b>	# of CHW visits: 23 • # of referrals provided: 0 • Top 3 identified needs: 1. Literacy, 2. Food Pantries, 3. English providers only / appt scheduling

## Community Health Coordinator Comments

- Spring fitness series has picked up attendance
- Tick removal & lyme disease education @ farmers markets is a BIG hit
- World No Tobacco day gave us opportunity for expanding kits - smoking cessation kits coming soon:)

Table 7: Public Health Kit Distribution		
Description	Vending Machines	Education/Outreach
Dental Hygiene ADULT	9	19
Dental Hygiene KIDS	11	12
Emergency Preparedness	11	22
Deterra ( Mini)	3	0
Deterra ( Large)	3	0
Men's Health	0	5
Women's Health	3	3
Mental Health	0	1
Hygiene Kit	11	9
Sexual Health Kit	10	14
Tick Removal Kit	3	69
Overdose Rescue Kit	N/A	46
Smoking Cessation	11	0
Wound Care Kit	9	18
Total	84	207
Table: 2025 CHW Referrals		
	June	2025 YTD
Healthy Families	0	18
MCH	12	45
DSS	0	0
CHHA	6	13
Catholic Charities	1	1
SC DPH Outreach/CHW	2	12
Lead	0	0
TB	0	0
Car seat	2	10
DMH (former community services)	0	2
Other :		0
Total	23	101



- 1. Lunch and Learn planned for July: Time Management, Communication, Personal Wellness
- 2. Policy master spreadsheet in progress with updates tracking for each dept/program
- 3. Continuing to bring in outside organizations to present at all staff meetings

Goal / Area of Focus	Key Performance Indicators	Update / Progress
Staff education	<ul style="list-style-type: none"><li>• # staff trainings offered</li><li>• Topics covered</li><li>• # of participants</li></ul>	<ul style="list-style-type: none"><li>• # staff trainings offered: 1</li><li>• Topics covered:<ul style="list-style-type: none"><li>○ Office for the Aging training/presentation: 60</li></ul></li></ul>
Quality	Ongoing analysis of existing policies, updates, and creation of new.	<p>Updated County Vehicle Policy for PH sent out to all staff</p> <ul style="list-style-type: none"><li>• EI Respite Policy approved, passed by HSAB</li><li>• CHHA and MCH standardized brochures approved in English and Spanish, available to all staff for distribution</li><li>• Department policy updates in progress: Confidentiality, Smoking policy, Cancer screenings</li><li>• EI policies in progress: Adaptive tech, Chart Auditing and Supervision, HIV Confidentiality</li></ul>





# ***Disease Surveillance Investigations (DSI)***

<b>Goal / Area of Focus</b>	<b>Update / Progress</b>
<b>Immunization Program</b>	<ul style="list-style-type: none"><li>• # of Immunization Quality Improvement Program (IQIP) visits performed: 0</li></ul>
<b>Rabies</b>	<ul style="list-style-type: none"><li>• # of rabies post exposure prophylactic (PEP) in county: 7</li><li>• # of animal bites: 40<ul style="list-style-type: none"><li>○ Domestic: 29</li><li>○ Wildlife: 11</li></ul></li><li>• # animals tested: 6<ul style="list-style-type: none"><li>○ Domestic: 3</li><li>○ Wildlife: 3</li></ul></li><li>• # of animals + for rabies: 1</li></ul>
<b>Emergency Preparedness</b>	# of training meetings: 7
<b>Medical Reserve Corp. (MRC)</b>	In Progress: Working on Operational Readiness Award (ORA)
<b>Lead</b>	Total labs drawn: 109 <ul style="list-style-type: none"><li>• Lead Education: 10</li><li>• # of Positive cases: 0</li></ul>
<b>Tuberculosis (TB)</b>	<ul style="list-style-type: none"><li>• # of active TB cases: 0</li><li>• # of LTBI follow-up cases: 33</li><li>• # of suspected TB cases: 8</li><li>• # of non-clinical home visits: 21</li><li>• # of clinical/DOT home visits: 2</li></ul>
<b>Reportable Diseases</b>	# of lab reported cases: 334 <ul style="list-style-type: none"><li>○ ↑ 113 from previous month</li></ul> <ul style="list-style-type: none"><li>• See table 6 for disease type</li></ul>
<b>Total COVID &amp; Other</b>	<ul style="list-style-type: none"><li>• # of lab reported cases: 61<ul style="list-style-type: none"><li>○ ↑ 17 from previous month</li></ul></li></ul>



# Communicable Disease Update

## Hepatitis

Query Limits Selected Returned: 25 Records

Tabular Analysis of Disease

Created By the Communicable Disease Electronic Surveillance System

Disease	Total
HEPATITIS B, CHRONIC	7
HEPATITIS C CHRONIC	8
HEPATITIS C, NEGATIVE	10
Total	25

## Sexually Transmitted Diseases (STDs)

Query Limits Selected Returned: 18 Records

Tabular Analysis of Disease

Created By the Communicable Disease Electronic Surveillance System

Disease	Total
CHLAMYDIA	14
GONORRHEA, UNCOMPLICATED	4
Total	18

## General Communicable

Query Limits Selected Returned: 334 Records

Tabular Analysis of Disease

Created By the Communicable Disease Electronic Surveillance System

Disease	Total
ANAPLASMOSIS, ANAPLASMA PHAGOCYTOPHILUM	17
BABESIOSIS	4
CAMPYLOBACTERIOSIS	1
CANDIDA AURIS	2
COVID-19	61
CRE	1
GIARDIASIS	1
HAEMOPHILUS INFLUENZAE, INVASIVE NOT B	2
INFLUENZA, A	2
LYME DISEASE	235
RSV UNSPECIFIED	6
SALMONELLOSIS	1
WEST NILE FEVER (NON-NEURO INVASIVE)	1
Total	334

Community Services (6 Positions Vacant, 48 Authorized, 12.50% Vacant)	
Account Clerk/Database, #3039	
Assistant Social Worker II, #369	
CIT/Crisis Mental Hygiene Coordinator, #3722	
Database Clerk, #3300	Approved to fill
Staff Social Worker I, #0130, #2267	Interviewing

Public Health (17 Positions Vacant, 72 Authorized, 23.61% Vacant)	
Community Health Nurse, #2185	
Principal Account Clerk, #3592, #22	OMB Positions
Public Health Educator, #1636	Posted
Public Health Nurse, CHHA #3419, D&T #2784(PD)	
Public Health Occupational Therapist, #3340(PD)	Posted
Public Health Physical Therapist, #3667(PD), #3555	
Registered Nurse, CHHA #747, #2502, #2875, #2782(PD), Core #2373, D&T #607(PT), #3634(PD)	
Supervising Comm Health Nurse, #148	

Social Services (4 Positions Vacant, 181 Authorized, 2.21% Vacancy Rate)	
Account Clerk/Database, #3050	Posted
Sr. Account Clerk/Database, #2688	Posted
Sr. Caseworker #387	Downgrading to Caseworker
Social Welfare Examiner, #295	One vacancy due to recent promotion.