

Sullivan County Division of Health and Human Services (DHHS) -- Monthly Report – March 2025

Roadmap to Better Health Implementation

- Sullivan County Community Assistance Center Hotline: 845-807-0925 - National Suicide Hotline: 988 - Hope Not Handcuffs: 833-428-HOPE
 - Hudson Valley Fearless! (Domestic Violence and Human Trafficking Support Hotline): 845-562-5340

Strategy	Update on Activities Supporting the Strategy	Totals current as of submission date:	
Ease Access to Care	<ul style="list-style-type: none"> Stabilization Center: DHHS leadership met with St. John’s Episcopal Church and their architect to discuss potential size and scope. Unfortunately, while there is likely a way forward to assemble funding for a community space and expansion for the current warming center, potential Medicaid cuts in the federal budget jeopardize the primary source of operating funds for an MH crisis center. Inpatient Drug Treatment Returning to Sullivan County: Lexington Center for Recovery is preparing to open inpatient treatment facility within Garnet Health-Catskills. Expected to open in early Spring. 	Participating Unite Us Agencies	36 Local (steady) 209 Regional (+2)
		Unite Us Cases	1,035 (+91)
		% of Cases Open/Resolved	53.2% (-2.4%)
End the Opioid Crisis	<ul style="list-style-type: none"> Overdoses in January: Monthly 911 overdose responses dropped significantly in January. There were no observable trends in the drug of choice this month. Catholic Charities Outpatient Drug Treatment Closure: DHHS has a list of local providers to whom we refer to for drug treatment. Catholic Charities remains a valued and integral partner in caring for our community, from their food pantry to supportive housing, and we continue to collaborate daily. 	911 overdose responses in January	7 (-11)
Enhance Our Community (Focused on Housing)	<ul style="list-style-type: none"> Emergency Housing Update: Warming centers remain open daily from 8pm-8am. The DSS Housing Team and community partners are making slow, steady progress at reducing our emergency census. Shelter Update: DSS and HONOR met with OTDA representatives to begin detailed preparations of the Homeless Housing Assistance Program grant. Resolution has been drafted for Executive to set a date for a public hearing in advance of establishing a lease agreement for HONOR to operate a housing gateway center on county property behind the new jail in the Town of Thompson. Oxford House is a safe/sober housing non-profit who has expressed interest in expanding their operations into Sullivan County. Next steps are to secure funding and determine a site. Opioid settlement funding provided by OASAS is our most viable option to move this initiative forward. 	Emergency Shelter Census (as of 2/28)	346 (-2)
		Family Groups Sheltered	58 (-1)
Encourage Healthier Behavior	<ul style="list-style-type: none"> Bold Gold Media Campaign: New contract, funded by OASAS opioid settlement funds, has been signed. Detailed planning to execute the new contract and deliver a prevention-focused media campaign focused on drugs and vaping is underway. 		

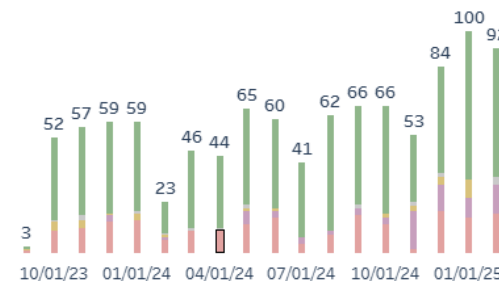


United Sullivan – Social Care Network

For more information: www.unitedsullivan.org; contact@unitedsullivan.org

Social Care Network Continues to Progress: The regional Social Care Networks that will handle billing and payment for certain housing, nutrition, transportation, and case management services under Medicaid are now active. In spite of recent policy changes at the Center for Medicare/Medicaid Services related to Health Related Social Needs, the regional networks are not affected because of the Medicaid Section 1115 demonstration waiver currently governing our Social Care Networks.

Utilization of the Unite Us Network continues to increase: The chart at right depicts the number of cases opened in the Unite Us system on a monthly basis since our network started operations in September 2023. We are very pleased to see relatively steady growth in use of the platform, especially over the last eight months. We expect this trend to continue upward as Medicaid services become more accessible via the Social Care Network.



Network Member Update: The following chart provides the complete list of Sullivan County agencies currently active on Unite Us.

Liberty Police Department	The Center for Discovery	Rehabilitation Support Services	Cornell Cooperative Extension	Dept of Community Services
Sullivan County Probation	Dispute Resolution Center	Sullivan 180	Office for the Aging	Dynamic Youth Community
HONOR, INC.	Dept of Public Health	Sullivan County Youth Bureau	Action Toward Independence	Catholic Charities - Behavioral Health
Every Person Influences Children	Lexington Center – Liberty and Monticello	Legal Services of the Hudson Valley	Garnet Health Medical Center - Catskills	Community Action – Liberty and Monticello Offices
Independent Living, Inc – Peer Diversion & Peer Parent	Independent Living, Inc – Independent Living Skills	Catholic Charities – Human Services	Center for Workforce Development	Sullivan Allies Leading Together INC.
Mobile Mental Health Team	Restorative Management	Dept of Social Services	Bridge Back to Life Mobile Unit	Choices Mental Health Counseling
Sun River Health	Community Home Health Care	Astor Services		



Care Center at Sunset Lake Rehab

For more information: (845) 292-8640, <https://sullivanny.us/Departments/Adultcarecenter>

Care Center at Sunset Lake Key Statistics			
Monthly Total Expenses to Date	Monthly Cash Receipts	End of Month Census	Meals Prepared for Residents
\$1,170,038.35	\$1,293,315.41	134	12,009
Admissions / Discharges (to home or Assisted Living)	Total Day Care Visits	Total OT treatments	Total PT treatments
24/5	0	815	907

Overall Facility Rating – 2/5 stars (below average):

- Health Inspection (1 Star) and Quality Measures (2 Stars).

Staffing (3 Stars - average):

- Recruiting and hiring continue. We continue to work with staffing agencies.
- New Hires for December: RN – 0, LPN – 0, CNA – 1 (Full-Time and 1 Per Diem) (Frontline)

Nursing and Physical Therapy Update:

- Rehab had an all-time high for short term admission. We continue to focus on balance assessments in the LTC population with a focus on falls reduction.
- We started new ambulation activities with both rehab patients and restorative patients and we are counting steps to see how far our patients can walk over weeks and months. These activities are tied into cognition and language activities for ongoing stimulation and enrichment.
- Residents completed craft projects of choice to target memory, attention, organization and fine motor coordination.

Activities Department Update:

- Activity Professional Week 1/19 – 1/25
- Maintenance Workers Month Celebration
- New games introduced
- Facility Birthday Party 1/31



Department of Community Services (DCS)

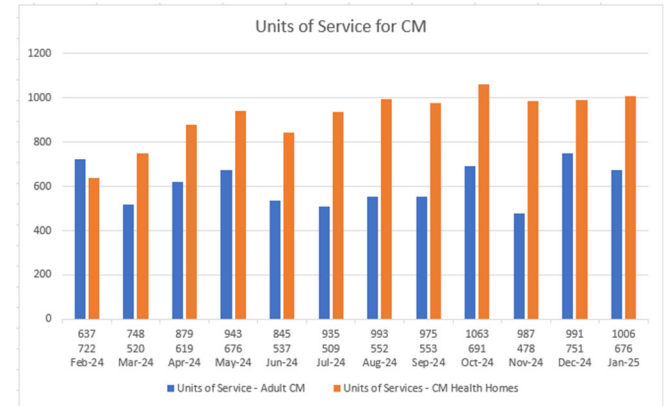
For more information: (845) 292-8770, <https://sullivanny.us/Departments/CommunityServices>

National Suicide Hotline: 988 Mobile Mental Health – 24-hour hotline:
 (800) 710-7083, Face-to-Face Outreach Monday-Friday 8am-8:30pm,
 Saturday-Sunday 8am-12am

Children’s Mobile MH: (845)701-3777

Care Management:

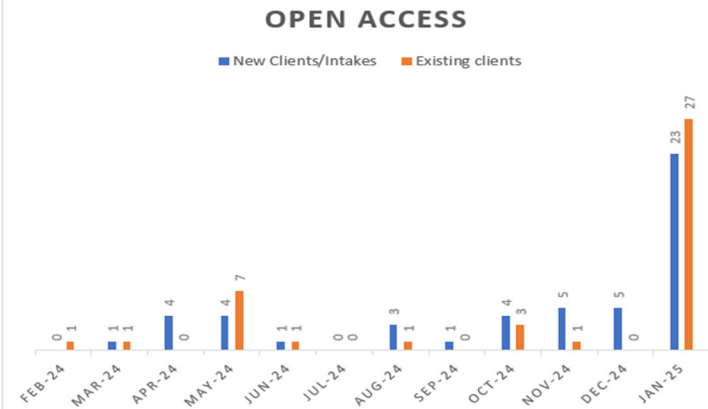
- The Care Management unit continues to actively engage & work with clients for both of the Health Home agencies and the HARP Services (Health and Recovery Plan) which are Medicaid and Medicaid Managed Care Health Plans. As of the end of January 2025, there are five active Assisted Outpatient Treatment (AOT) orders and there are two people on enhanced AOT services.



Behavioral Health Clinic (Mental Health and Substance Abuse):

Adult & Children’s SPOA:

- On January 7, 2025, the Adult SPOA Committee met via Zoom with four new cases reviewed and six previous cases were reviewed.
- The total of 140 RSS beds with 194 people on the waiting list and 3 openings.
 - There are 7 people on the list for Family Care with no openings.
 - RSS Community Residence: 12 beds, 48 on the waiting list with one opening.
 - RSS Sullivan Treatment Apartment Program: 29 beds, 33 on the waiting list with no openings.
 - RSS Sullivan County Respite: 1 bed, 1 on the list & it is unavailable.
 - RSS Supportive Apartment Program: 39 Regular and 16 L/S, 75 on the waiting list with one opening.
 - RSS Invisible Children’s Apartment Program: 6 beds, 9 on the waiting list, no openings.
 - RSS Chestnut Street Apartments: 37 beds, 37 on the waiting list with one opening.
- Coordination of referrals and ongoing collaboration with service providers continue. Clients were recommended for/linked to various services, including: behavioral health treatment providers, RSS housing (apartment program and community residences), Access: Supported Housing, Sullivan PROS Program, OFA, APS, Action Toward Independence, Independent Living, Inc., and Care Management services.
- Children’s SPOA Committee met via Zoom on January 23, 2025, and went over seven new referrals and six previous referrals were reviewed.
- The Coordinator organized and facilitated the monthly Adult & Children SPOA Committee meetings (review of incoming referral packets, typing the case presentations, agenda, meeting minutes, waiting lists). Coordinator also conducted follow up throughout the month and completed monthly SPOA related data reports.



Behavioral Health Clinic (Mental Health and Substance Abuse):

- High Risk Clients: In January 2025, there were 166 clients on the roster for high risk census.
- Effective January 2025, open access is now Tuesday and Thursday's from 9:00am to 12:00pm.

Local Government Unit Activities:

- The **Mobile Crisis Services Enhancement** proposal for fund utilization approved by OASAS. Resolution to accept funds and create a Crisis/CIT Coordinator to be submitted to legislature this month.
- **Fatality Review Board:** Will schedule our first case review meeting once kinship release and BAA language in membership agreement are approved. We are also coordinating with coroner's office on a visit to the Orange County Crime Analysis Center on March 17.
- The **Community Trauma Response Team** is a medium priority, with next steps to recruit the team, conduct training, and launch. The status is in progress, with an OMH workshop scheduled for January 28, 2025, and a meeting with Scott, John, and Alex on January 15, 2025, via Zoom.
- The **First Responder Wellness Initiative** is a medium priority, requiring a needs assessment, program design, and implementation. The most recent coordination meeting with interested social workers occurred on February 28. Recruiting efforts to build this team are ongoing.
- A resolution is submitted for a **Peer Navigator** to accept funds and create the position to assist crime victims with court proceedings. Our plan for this position was approved by OMH, giving us the opportunity to accept the available funds to perform this work.
- The **Crisis Intervention Team (CIT) Initiative** is a high priority. Our application for state technical assistance was approved. A kickoff meeting is scheduled for 3/11-3/12 and recruiting of available providers is underway.
- The **Garnet Health Training Initiative** is a medium priority, requiring the identification of training needs, delivery of sessions, and outcome reviews. Training needs have been identified and we have gathered information on topics such as burnout, boundaries, and managing combative patients.
- **Provider Audits** are always a high priority, requiring the completion of audit design and publication of findings. We are up to date on program audits. Contract modifications and insurance validity checks are in progress.
- **County Jail Monthly Meetings** are ongoing, with regular updates from social workers at the jail.
- The **CPL 730 Data Survey** is a high priority, with next steps to address the CLMHD advocacy request. The status is in progress, with collaboration ongoing with Karen G. and Michael B.
- The **SAMHSA System of Care Application (Youth Initiative)** is a medium priority, with next steps to collaborate with OMH for a four-year grant. The status is in progress, with Sullivan County selected for the initiative.

DCS Stats:

SULLIVAN COUNTY DEPARTMENT OF COMMUNITY SERVICES						
STATISTICAL SUMMARY FOR: Jan 01, 2025 - Jan 31, 2025						
Prepared by : Sara A. Cole			CLIENTS			
PROGRAM	ON ROLLS: 1/1/2025	ADMISSIONS	DISCHARGES	ON ROLL: 1/31/2025	CLIENTS SERVED	UNITS OF SERVICE
SC BEHAVIORAL HEALTH CLINIC ADULT	448	12	26	434	460	471
SC BEHAVIORAL HEALTH CLINIC CHILD	7	0	0	7	7	8
SC BEHAVIORAL HEALTH CLINIC FORENSIC	66	6	7	65	72	64
SC BEHAVIORAL HEALTH CLINIC MICA	27	0	4	23	27	Included In Clinic Adult
SC BEHAVIORAL HEALTH CLINIC MAT	13	1	0	14	14	Included In Clinic Adult
TOTAL MENTAL HEALTH	561	19	37	543	580	543
SC CARE MANAGEMENT	28	1	0	29	29	676
SC HEALTH HOME- ADULT	47	0	1	46	47	465
SC HEALTH HOME - KENDRA, AOT and HH+	18	0	0	18	18	224
SC HEALTH HOME - CHILD	11	0	0	11	11	103
SC HEALTH HOME - OUTREACH	11			11	11	214
SC CM CCSI					0	0
TOTAL HEALTH HOME CASE MANAGEMENT PROGRAMS	104	1	1	104	105	1,468
SC SPOA - Adult	87			87	87	345
SC SPOA - Child	18			18	18	140
TOTAL SPOA	105	0	0	105	105	485

Mobile Mental Health Team Stats:

/Year	Incoming Calls	Initial Phone Contacts	Outreaches	Diversion Rate	Hospital Referrals	Admissions	Admission
Jan-24	280	83	11	73%	2	2	100%
Feb-24	311	88	16	88%	2	1	50%
Mar-24	252	93	16	81%	3	0	0%
Apr-24	259	86	24	83%	4	4	100%
May-24	305	99	29	79%	6	4	67%
Jun-24	249	83	30	67%	6	4	67%
Jul-24	335	101	30	77%	7	5	71%
Aug-24	323	111	38	79%	8	5	63%
Sep-24	286	89	27	74%	7	6	86%
Oct-24	298	94	42	88%	5	4	80%
Nov-24	286	81	32	78%	7	5	71%
Dec-24	202	77	18	72%	5	4	80%
Jan-25	214	70	21	71%	6	5	83%

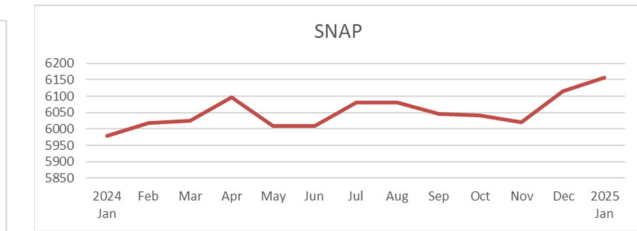
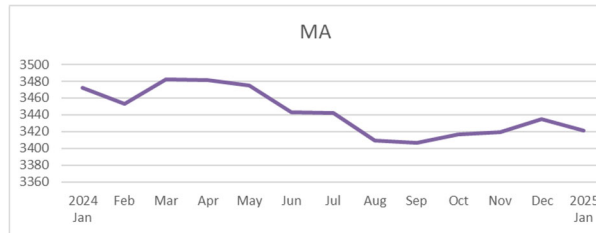
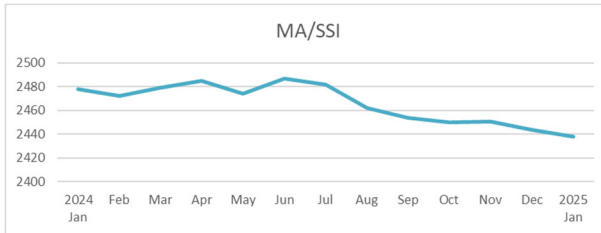
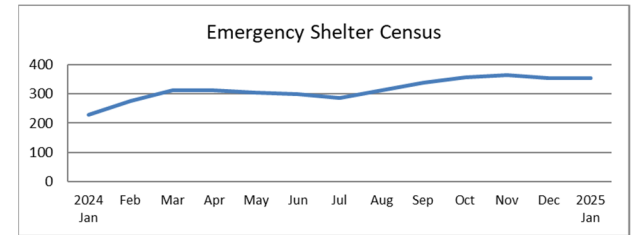
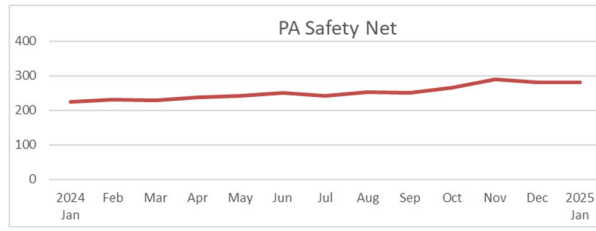
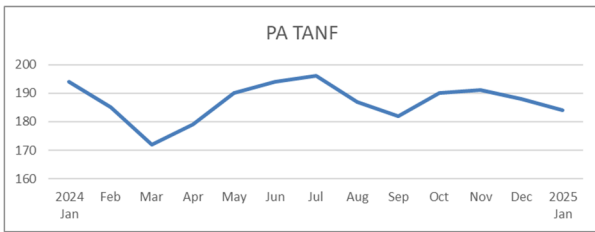


Department of Social Services (DSS):

For more information on our report or to request assistance with benefits: (845) 292-0100

Public Assistance Program Highlights:

- Direct deposit for certain child care providers, such as Day Care Centers and Certified Family Centers.
- Emergency HEAP benefit became available on January 2, 2025. Because funds remain available, we expect the program to be extended from its planned closing date on March 17th into early April.
- Working on policy and procedure to implement the Shelter Arrears Eviction Forestallment Plan (SAEF), which will allow persons who have temporarily fallen behind in rent to receive a one-time catch up benefit to prevent eviction. SAEF is a state-funded initiative.
- DSS received notification on March 4 that our single/childless couple shelter supplement levels were increased by NYS. This will make apartments more affordable and allow us to transition persons out of hotels and into permanent housing faster.
- Rental Supplement Program Update: RSP received \$240,957.00, Active Responsibility \$ 115,867, Arrears paid \$ 57,350.80, Security Deposits \$ 37731.00, Total Remaining \$30,008.20



Public Assistance Cases (as of 1/31/2025)				
Temp. Assistance to Needy Families	Safety Net	Food Stamps	Medical Assistance	MA/Supplemental Security Income
184 (-5)	281 (0)	6157 (+42)	3421(-14)	2438 (-6)
Homelessness Snapshot (as of 1/31/2025)				
Code Blue	Quarantined	Adults / Children	Sex Offenders	Emergency Shelter Census
8 (+8)	0	238/151 (+2/+34)	19 (-1)	353 (no change)

Fraud Investigations (as of January 31, 2025)						
Collections	Cases Active	Cases Referred	Completed	Arrests	Pending arrests	Burials

\$22,230.72 (-11,992.87)	215 (-6)	51 (-8)	57 (+36)	2 (+2)	5 (0)	9 approved (+6) \$15,560.00 costs (+\$15,012 .00)
Child Support Enforcement Cases (as of January 31, 2025)						
Collections	Petitions Filed	Paternity Establishments	Total Cases			
\$625,952 (-59,562)	25 (-9)	13 (+4)	2,723 (-2)			

Child and Adult Services:

Service Quality Improvement Plan Update: Each of the four projects under this plan are listed below with status updates in the right column:

Provide More Efficient Transportation Services	<ul style="list-style-type: none"> All actions recommended by Bonadio are complete. Final report for this project.
Lifecycle Management for Child Welfare Cases	<ul style="list-style-type: none"> First edition of lifecycle management dashboard is included below, which will continue. Final report for this project.
Enhance Information Management and Cross-Department Communications	<ul style="list-style-type: none"> Second <i>Better for Families</i> stakeholders meeting of Family Court participating completed on 2/4/25. Planning full day training event for DSS, Family Court, Attorneys and local providers for May in coordination with SUNY Sullivan. DSS-School District Meetings held so far with Fallsburg, Liberty, Eldred, BOCES, Monticello, and Tri-Valley. Sullivan West is scheduled for March 12.
Improve Staffing for DSS and County Attorney's Offices	<ul style="list-style-type: none"> DSS support from County Attorney's Office continues to strengthen. Improved staffing has definitely helped. A case supervisor has been hired to replace one recent retiree. 1 Supervisor position remains open. All senior caseworker positions have been filled through promotion. There are currently seven caseworker openings. Three created in the 2025 budget, three open due to recent promotions, one remaining vacancy from last year.

ADULT SERVICES UNIT	2024 TOTAL	2025 YTD	2025 JAN
PERSONAL CARE AIDES			
CASES OPENED	31	3	3
CASES CLOSED	18	2	2
# CASES (AVG.)	34	35	36
PERS			
# CASES (AVG.)	0	0	0
APS REFERRALS			
16A Neglect/Abuse	30	1	1
16B Neglects Own Basic Needs	67	2	2
16B Untreated Medical Conditions	36	4	4
16B Self-endangering Behaviors	21	0	0
16B Unable to Manage Finances	47	2	2
16B Environmental Hazards	38	2	2
Undetermined	7	9	9
APS			
CASES OPENED	245	20	20
CASES CLOSED	238	25	25
# CASES (AVG.)	153	156.5	160
GUARDIANSHIPS			
OPEN	38	39	39
REP PAYEE			
OPEN	108	108	0

FOSTER CARE STATISTICS				CHILD PROTECTIVE STATISTICS			
	JAN 2025	Trend	Goal		2024	YTD 25	JAN
Kinship%	17.09%		20%	# New Reports	1425	107	107
Congregate Care%	19.66%		16%	# Closed Cases (UNF, FAR, IND)	904	100	100
Total in Care	117		<100	# Unfounded Reports	466	48	48
RTF/RTC	9			# Closed FAR	232	30	30
Diagnostic	2			# Indicated Reports	206	22	22
Group Home	2			Physical abuse	17	2	2
Therapeutic Foster Home	24			Emotional abuse	0	0	0
Regular Foster Home	46			Sexual abuse	7	1	1
Kinship	20			Neglect	96	8	8
Other	14			Domestic violence	15	2	2
Freed for Adoption	16			Educational neglect	37	4	4
Certified Homes	71		5x# in care	Substance abuse	29	5	5
Newly Certified Homes	1				5	0	0
Number of Closed Homes	5			PREVENTIVE SERVICES STATISTICS			
New Kinship Homes	1			NEW REFERRALS	20		
Pending Certification	8			TOTAL CASES	75		
Completed Adoptions	0						
YTD Completed Adoptions	0						

CHILD WELFARE CASE LIFECYCLE MANAGEMENT DASHBOARD													
	JAN	FEB	MAR	APR	MAY	JUN	JUL	AUG	SEP	OCT	NOV	DEC	AVERAGE
EOM STATISTICS (Based on last day of month totals)													AVERAGE
Overdue 7-day Safety Assessments (CPS)	2												2
Overdue 7-day Safety Assessments (FAR)	1												1
Overdue Case Closures (CPS)	92												92
Overdue Case Closures (FAR)	30												30
PREV Referral Timeliness	8												8
QUARTERLY INTERNAL COMPLIANCE AUDITS (GREEN INDICATORS = ≥85% Effective, YELLOW = 75%-84%, RED = ≤74%)													AVERAGE
CPS Progress Notes	74%												0.74
FAR Progress Notes													#DIV/0!
PREV Progress Notes													#DIV/0!
Foster Progress Notes													#DIV/0!
PREV Case Contact Rate ≥ 2 per month	35%												0.35
Foster Case Contact Rate ≥ 1 per month		0											0
Supervisor Case Conferences													#DIV/0!
LSRs Submitted Timely													#DIV/0!
Annual LODs Reviewed Timely													#DIV/0!
HOTLINE SOURCES													ANNUAL TOTAL
School	55												55
Immediate Family	10												10
Extended Family	6												6
Hospital	6												6
Other Medical Provider	10												10
Law Enforcement	9												9
DSS Internal	4												4
Other	4												4

Public Health Department: For more information on our report: (845) 292-5910, sullivan.ny.gov/Departments/PublicHealth



Public Health
Prevent. Promote. Protect.

CHHA: Certified Home Health Agency

- Not taken

under care rate remains below 20% - good indicator of efficient sending and receipt of referrals from hospitals

- Maintained start of care within 48 hours of receiving a completed referral

SCDPH CHHA/ MCH/ LT Performance Indicators:

Measure/Indicator	2024 YE Score	Jan 2025	Feb 2025	Mar 2025	Apr 2025	May 2025	Jun 2025	Jul 2025	Aug 2025	Sep 2025	Oct 2025	Nov 2025	Dec 2025	Target 2025	Current vs. Goal	Trend
Admissions (2025)		99													Green	
Admissions (2024)	1250	102	88	113	94	105	107	126	106	95	126	106	82		Green	
Average Daily Census		189.5												n/a	Green	
Prior Year (2024)	189.3	166	179	186	186.9	175.4	178.6	184.5	194	184	211	214	212		Green	
Productivity		5.06													Green	
Prior year	4.83	4.38	4.50	4.43	4.81	4.96	5.05	4.92	5.08	4.95	4.80	5.10	5.00	5.50	Yellow	
Overtime: total		106.8													Yellow	
prior year	151.4	120.5	153	194	134.5	135	129	174	185	135	148	158	151	85.00	Red	

- Challenges include staffing and communication with large provider offices

Goal / Area of Focus	Update / Progress	Key Indicators/ Trends
Census	Average daily census of 189.5, higher than January 2024 census	Census is starting the year higher than last year.
Productivity	5.06 across all disciplines	Decrease in overtime with productivity goal met for the start of the year.

Health Education / Rural Health Network

- Bilingual outreach worker will reinitiate Latino Service Providers meeting
- Started the “Kit Store Campaign” to provide various supplies (kits) to the community, such as respiratory hygiene kits, tick removal kits, and general hygiene kits.
- Began a Parenting Workshop series in Monticello
- Provided immigration state resources to schools and businesses.

Goal / Area of Focus	Update / Progress	Key Indicators/ Trends
Workplace Wellness		Planning for future events, including: Litter Pluck and Blood Drive.
Outreach / Lesson Plans	-14 Education/Outreach events: food pantry, SUNY Sullivan, Monticello Library, Federation for the Homeless, local school districts (middle and high school) -Topics: parenting, communicable disease, nutrition, MH. -47 Social Media posts to promote public health issue and upcoming workshops and events. -120 “Public Health Kits” distributed	-Director working with Training & Quality to develop and implement standardized lesson plans and measurable objectives.
Narcan Training		3 trainings scheduled for February
Rural Health Network	-Attended 2 community coalitions and networking events	Will research additional opportunity within the county and implement use of a “Networking Worksheet”

Maternal and Child Health Programming

Healthy Families

- Healthy Families is fully staffed.
- Staff continues to train as lactation consultants (95-hour course).

Goal / Area of Focus	Update / Progress	Key Indicators/ Trends
Capacity	49 enrolled families	New staff can only carry 9-10 families. When looking at case weights with new staff, we are at capacity, but goal remains to get to 60 enrolled families.
Home Visits	122 out of 148 expected home visits completed	This is lower due to extended staff vacation.
Assessments Completed	3 completed	

Referrals	6 referrals received 2 enrolled	Referrals are remaining steady. We have 3 referrals that Family Resource Specialists are reaching out to.
------------------	------------------------------------	---

Supplemental Programs

Goal / Area of Focus	Update / Progress	Key Indicators/ Trends
Car Seat	-12 seats distributed --1 seat check -1 awareness training	
Cribs	-1 distributed (through CHHA)	-60+ cribs coming from the Healthy Families program at no cost to the county. These are separate from the CHHA crib inventory.

Maternal Child Health/CAPTA-CARA

- Referrals continue to be made from many community partners.
- Productivity is at 4.79, up from 4.5 in December 2024.
- Continue to look for additional RN to meet increasing need of the community
- MCH RN and LPN continue training to become lactation consultants

Goal / Area of Focus	Update / Progress	Key Indicators/ Trends
Referrals	16 referral: 6 not taken under care, 5 refused, 1 infant pending in NICU.	Referrals remaining steady. Of the 5 refused, 3 were concerned about potential deportation, 1 went back to work, 1 felt no need for nursing.
Census	29	Census is down slightly
Outreach	-Attended community coalitions and networking events to provide education on services.	-Will continue to network and attempt to gain access to Garnet Health for referrals.

Children and Youth with Special Healthcare Needs / Early Intervention

- Met with Rolling V regarding transportation issues. Looking into other options

2024	Total Claimed	Total Paid
School-Age	\$ 788,317.90	\$ 649,353.00
Service Coordination	\$ 13,485.24	\$ 11,590.20

Program/Indicator	Jan	Feb	Mar	Apr	May	Jun	Jul	Aug	Sep	Oct	Nov	Dec	Trend
EI Referrals 2025	22	0	0	0	0	0	0	0	0	0	0	0	
EI Referrals 2024	23	14	25	27	23	15	22	18	19	22	21	21	
EI OSC Caseload 2025	37	0	0	0	0	0	0	0	0	0	0	0	
EI OSC Caseload 2024	48	42	42	49	56	56	38	42	32	*	37*	30	
EI Active Cases 2025	198	0	0	0	0	0	0	0	0	0	0	0	
EI Active Cases 2024	198	185	190	201	206	208	209	195	176*	153*	171*	187	
CPSE Caseload 2025	267	0	0	0	0	0	0	0	0	0	0	0	
CPSE Caseload 2024	279	287	294	306	311	312	145	155	196	218	230	236	

Goal / Area of Focus	Update / Progress	Key Indicators/ Trends
CPSE	-Caseload is 267	Increased from 232 last month
EI	-198 Active cases -22 referrals -37 EI OSC caseload	-EI information was pulled directly from coordinators reports as there is still no report available in the EI HUB -EI referrals increased by 1 from December

Disease Surveillance and Investigation and Emergency Preparedness

- Continuing to see an increase in Influenza- A cases
- Met with Garnet staff to review CHEMPACK procedures
 - CHEMPACKs are containers of nerve agent antidotes placed in secure locations in local jurisdictions around the county to allow rapid response to a chemical incident. These medications treat the symptoms of nerve agent exposure and can be used even when the actual agent is unknown.
- 62 animals vaccinated in Bloomingburg vaccination clinic held January 16, 2025.
 - Tuberculosis (TB) is seeing increased number of daily calls and increased assistance and follow-up required
 - Number of infectious disease investigations continues to be high.
 - Continue to work without a medical consultant
 - Will work with hospital to administer human rabies vaccine when needed.
 - Will refer patients to community partners for routine vaccinations

Disease	Total
CAMPYLOBACTERIOSIS	1
COVID-19	328
GIARDIASIS	1
HAEMOPHILUS INFLUENZAE, INVASIVE NOT B	1
INFLUENZA , NOVEL	3
INFLUENZA, A	1250
INFLUENZA, B	67
INFLUENZA, UNSPECIFIED	3
LEGIONELLOSIS	1
LYME DISEASE	119
RSV UNSPECIFIED	152
STREP GROUP A, INVASIVE	1
STREP PNEUMO INVASIVE, UNKNOWN	1
SWINE-ORIGIN INFLUENZA A (H1N1) VIRUS (S-OIV)	22
VARICELLA	2
WEST NILE FEVER (NON-NEURO INVASIVE)	1
Total	1953

Goal / Area of Focus	Update / Progress	Key Indicators/ Trends
Immunization Program	Unable to provide vaccinations due to lack of medical consultant.	
Rabies	-19 incidents -11 dog bites, -6 cat incidents -2 bat exposures. -1 animal was sent for testing	Exposures same as January 2024. Scheduling has begun for annual rabies clinics.
Emergency Preparedness	Planning for CHEMPACK functional exercise with hospital.	Met with hospital staff to review Chempack contents and procedures in preparation for exercise

Medical Reserve Corp. (MRC)	Working on Operational Readiness Award (ORA)	ORA grant was received. Will work on increasing participation and plan activities to gauge interest.
Communicable Diseases:		
Sexually Transmitted Infections (STI)	-18 lab reports: 10 new cases of Chlamydia, 5 Gonorrhea,	
Tuberculosis (TB)	-2 active case being treated out of county. -3 suspect cases, -3 latent tuberculosis infection (LTBI) follow-up cases. -1 weekly DOT/Home visit.	Suspect cases are interjurisdictional and locating of patients is continuing.
Highlights	-328 COVID, -1,250 Flu A, -67 Flu B, -152 RSV, -119 Lyme	Increased from 185 last month
Reportable Diseases		
Total COVID & Other	1,953	

Division Staffing Update

Staffing Update: Position Title & No.	Notes
Community Services (5 Positions Vacant, 43 Authorized, 11.6% Vacant)	
Addiction Services Counselor II, #3413	Approved to fill
Assistant Social Worker II, #3210	Approved to fill
Database Clerk, #3300	Approved to fill
Staff Social Worker I, #3288, #3677	Interviewing
Public Health (18 Positions Vacant, 72 Authorized, 25% Vacant)	
Community Health Worker, #3653	
Financial Account Clerk, #3593	OMB for PH
Licensed Practical Nurse, #1636	Posted
Public Health Educator, #2986	
PH Nurse, CHHA #2729, #3419, D&T #2927, #2784PD	Posted
Public Health Occupational Therapist, #3340(PD)	
Public Health Physical Therapist, #3667 (PD), #3555	
Registered Nurse, CHHA #747, #2875, #2502, #2782(PD), Core #2373, D&T #3634 (PD)	Posted
Supervising Comm Health Nurse, #148	

Social Services (14 Positions Vacant, 181 Authorized, 7.7% Vacancy Rate)	
Account Clerk/Database, #1058, #2495, #1868	Interviewing
Case Supervisor, #140	Recruiting ongoing, one vacancy recently filled
Caseworker, #78, #904, #2949, #2950, #3690, #3691, #3692,	Continuous Recruitment
FS Investigator, #459, #3092	One vacancy due to recent promotion
SWE, #744	Posted (HELP program) – Interviewing