

Sullivan County Division of Health and Human Services (DHHS) -- Monthly Report – April 2024

Roadmap to Better Health Implementation

Updated County Health Rankings were released on March 20th at <https://www.countyhealthrankings.org/> and though we clearly still have much to improve, there is a lot of good news for Sullivan County in this year's report.

First of all, while Robert Wood Johnson Foundation and the folks at the University of Wisconsin took conscious steps this year to de-emphasize the headline grabbing county vs. county rankings in each state, there are some very clear topline numbers and ratings contained and communicated within the datasets. Some of the key datapoints include:

- Sullivan County rated in the **top half** of counties **nationwide** for our health *outcomes* (length of life and quality of life ratings)
- Although it is not specifically called out as it has been in previous years, the underlying metrics clearly indicate that Sullivan County has **progressed 3 spots to 57th of 62 New York Counties** after moving up one step to 60th last year. This year's "z-scores" are found in the spreadsheets posted to the County Health Ranking website. The z-scores form the baseline for the national rating scale – the more negative a number is, the better you are, numbers below zero are better than national average, numbers above are worse than national average)
- Sullivan County's **health factors improved across 14 factors and stayed stable in 7 factors versus 8 declines**. We outperformed New York State as a whole with 7 improved factors and 12 stable versus 9 declines.

Very difficult challenges remain. Primary among them is access to primary care providers, reducing the number of preventable hospital stays and what are known in the study data as "injury deaths" which includes auto accidents but is primarily driven in our area by substance misuse and suicide. Our numbers in these areas are far outside the norm. Children in poverty is also a significant concern – 1 in 4 children in Sullivan County lives in poverty according to the data provided.

One last point about the data – as in all previous RWJF rankings, most of the provided data is at least two years' time late. So my hope here is that the interventions that we all started when Wendy Brown transformed the Drug Task Force and I became Division Commissioner in 2021 are now just starting to kick in, and this is just the start of a longer term trend. Early progress is easily derailed, but it's nonetheless encouraging.

Strategy	Update on Activities Supporting the Strategy	Key Performance Indicators Positive Trend = GREEN , Negative = RED	
Ease Access to Care	<ul style="list-style-type: none">• Mental Health and Substance Use Treatment Access: Pediatric MH services continue to be provided by Astor. More potential patients are becoming aware of and coming to the clinic to be seen during open access hours. DCS is now reporting open access usage in this report.• Stabilization Center (Crisis Care Center): Community needs assessment ongoing. Planning is following up on requests for information from Congressman Molinaro's office to support our funding request.• Garnet Health Update: Garnet Health is in the final stages of submitting for a major grant which would support the development of a detailed plan, land acquisition, and architectural and engineering studies, to replace Garnet Health Medical Center- Catskills at a to be determined site in Sullivan County to meet contemporary standards and deliver optimal care to Sullivan County residents.	Unite Us Participating Agencies	25(+1)
		Unite Us Cases	296 (+36)
		Percentage of Cases Open/Resolved	28.9% / 45.9%
End the Opioid Crisis	<ul style="list-style-type: none">• Drug Task Force Activities: DSS has established a multi-disciplinary investigative unit to reduce risks to babies born suffering from withdrawal. Leaders in our child welfare team and Sullivan County Family	911 monthly responses to suspected overdoses	15 (-6)

	<p>Court will be attending a conference next month to focus on enhancing child safety on this very important topic. Development of a fatality review board for all overdoses (by adults) is ongoing.</p> <ul style="list-style-type: none"> • Opioid Settlement Fund Distribution – All contracts are in execution for Year 2 RFP respondents whose programs were approved for funding. Catholic Charities submitted a revised RFP response to request funding for outpatient clinical services to clarify requirements after approval was received from the Legislature. That contract is now in development. We intend to re-release the RFP to renew and solicit new inputs for Year 3 funding next month. 	2022 Opioid Deaths	43 (+6)
		2022 Drug-related ED Visits	76 (-6)
		2022 Drug-related Hospitalizations	15 (-4)
Enhance Our Community	<ul style="list-style-type: none"> • Housing Crisis: Homeless census increased again this month. DSS, DCS, Div. of Planning, and several local agencies are actively working together to help homeless persons transition to permanent housing and develop new units (both affordable and market rate) to relieve pressure on the local rental market. • Housing available at SUNY Sullivan?: Commissioner met with SUNY Sullivan interim president to gauge level of interest in creative re-use of Lazarus Levine Hall as transitional housing for local families in need of assistance. Appears to be an opportunity for a significant win-win, with funding available from OTDA to address deferred maintenance issues. Site visit with HONOR EHG and OTDA reps booked for Apr. 10 	Homeless Census	313 (+38)
Encourage Healthier Behavior	<ul style="list-style-type: none"> • Community Engagement: DSS, DCS and Public Health are working together with Dir. of Communications to develop a “synchronization matrix” to make the most of available time and resources that are devoted to promoting good health and a more positive outlook. 		



United Sullivan Network

For more information: www.unitedsullivan.com

- **Unite Us:** Legal Services of the Hudson Valley recently completed registration and training to become the 25th participant in the County’s Unite Us network. Community Resources is coordinating with Unite Us on connecting local food pantries to the network via the Community Assistance Center and is starting to plan a pilot a few food pantries to see if Unite Us can help advance their work.

- **Network Member Update:** The following chart provides the complete list of Sullivan County organizations currently active on Unite Us:

Village of Liberty Police Department	Sullivan County Department of Community Services	Cornell Cooperative Extension Sullivan County	Rehabilitation Support Services - Downstate	Sullivan County Social Services
Sullivan County Probation	Dispute Resolution Center of Orange, Putnam, Sullivan, and Ulster Counties	Catholic Charities of Orange, Sullivan and Ulster -- Behavioral Health Services	Sullivan County Office for the Aging	Lexington Center for Recovery Liberty Clinic
Community Action of Sullivan/Ulster Counties	Sullivan County Youth Bureau	Action Toward Independence Inc.	Sullivan 180	Every Person Influences Children
Dynamic Youth Community, Inc.	Legal Services of the Hudson Valley	Choices Mental Health Counseling PLLC	Independent Living, Inc	Sullivan County Center for Workforce Development
HONOREHG, INC.	Astor Services	Sullivan Allies Leading Together INC.	Mobile Mental Health Team	Restorative Management

- **Network Activity Update:** The following chart provides data on Unite Us usage across Sullivan County.

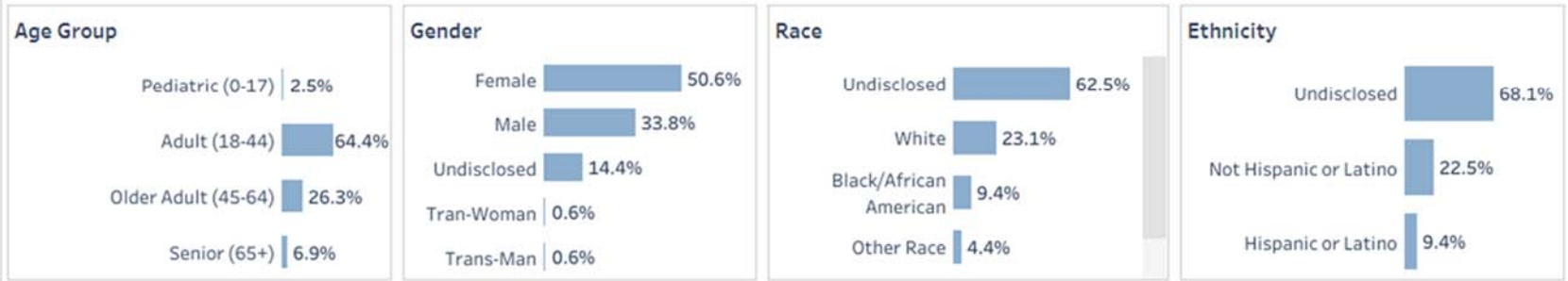
Network Activity Overview

Monitor critical network metrics over time.

Clients 160	Clients Connected 153	Cases per Client 2.45	Cases 296	Managed Cases 203	Referred Cases 257	Off-Platform Cases 6
-----------------------	---------------------------------	---------------------------------	---------------------	-----------------------------	------------------------------	--------------------------------

Client Demographics

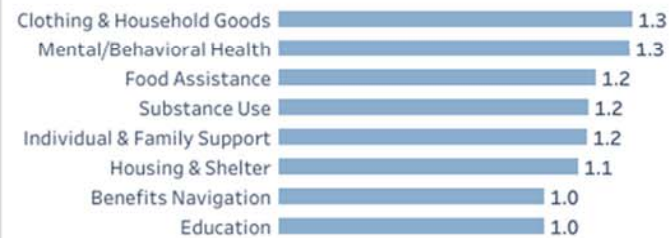
Select bar(s) to filter tab



Case Summary

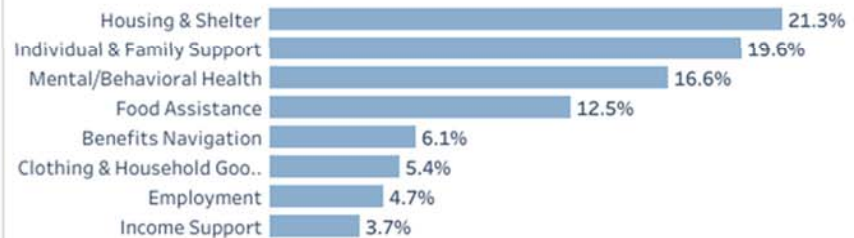
Average Reoccurring Needs

Expand (+) to view service subtype



Case Volume by Service Type

Expand (+) to view service subtype



Care Center™
at Sunset Lake Rehab

Care Center at Sunset Lake Rehab

For more information: (845) 292-8640, <https://sullivanny.us/Departments/Adultcarecenter>

Care Center at Sunset Lake Key Statistics – all data as of February 29, 2024 unless otherwise indicated

Monthly Total Expenses to Date	Monthly Cash Receipts	Feb. End of Month Census	Meals Prepared for Residents
\$1,169,994.93	\$1,108,363.32	113	10302
Admissions / Discharges	Total Day Care Visits	Total OT treatments	Total PT treatments
15/10	0	673	824

Administrator's Comments:

- **Staffing Update:** Our most recent 5 star with our Payroll Based Journal (PBJ) hours from the second quarter of this year shows our hours per resident per day at 4 hours and 23 minutes per resident per day, this is almost an hour a day over the state required minimum of 3.50 hours per resident per day and is *substantially better than New York State and nationwide averages*
 - Staffing efforts continue, hiring and interviews continue. We have been working diligently with Indeed and reaching out to all qualified applicants as well as any we receive from County HR. Hires from 2/1-2/29 as follows:
 - RN Full Time – 3, CNA Full Time -2, CNA Part Time -1, RN Per Diem- 1, Phlebotomist – 1, LPN Full Time -1
 - We continue to work to improve staffing at the facility and to ensure that the schedule is full so that staff can provide the best quality of care possible. The evenings continue to be our problem area and we are continuing to work to fill those spots with qualified staff members. All recently hired CNA's and future CNA will be assigned to this shift until it has filled. This shift has been an area of on-going efforts.
 - We continue to work with Nursing staff and the staffing coordinator to balance out schedules, so they are consistent for all weekends and holidays. These efforts continue and will continue until we can fill all vacant positions and fully balance the schedule.
 - We continue to look for opportunities to recruit staff through job fairs, advertising, referrals from current and former employees and all other available avenues.
- **Clinical Update:** February saw no cases of COVID -19 acquired or transmitted cases in house by residents or staff members. Education to the staff on infection control is ongoing and we continue to target any identified problem areas through QA as well as immediate education as needed in the event that the need arises.
 - Infection Preventionist continues in contact to with Core tactics to roll out infection control programs as required and to increase the education level of our staff in this important area
 - Pneumonia Vaccine Clinic recently held for all that wish to receive the vaccine.
- There were no visits from any outside inspection body in the month of February.
- Repairs to both elevators were completed in the last week of March.



Department of Community Services (DCS)

For more information: (845) 292-8770, <https://sullivanny.us/Departments/CommunityServices>

National Suicide Hotline: 988 Mobile Mental Health: (800) 710-7083 Children's Mobile MH: (845)701-3777

Director's Comments:

- Staff retention and recruitment –restructured our all staff meeting to provide clear communication and support, have been doing team building, working on supervisory tools and improved communication.
- Access to Services – our clinic has resumed 1-day extended evening hours till 8pm and Open Access on Thursday morning.
- Clinic Redesign for improved access and sustainability – Astor is now on-site providing services a few days a week and remotely on others and plans to be in some of the schools come the fall of 2024.

Care Management:

- The Care Management unit continues to actively engage & work with clients for both of the Health Home agencies and the HARP Services (Health and Recovery Plan) which are Medicaid and Medicaid Managed Care Health Plans. As of the end of February 2024, there are four (4) active Assisted Outpatient Treatment (AOT) orders and one (1) enhanced AOT services.

- Rehabilitation Support Services (RSS) and Independent Living (IL) have hired the staff needed to startup the OMH-funded Safe Options Support / Critical Time Intervention Program (SOS-CTI) in Sullivan County. SOS-CTI will provide behavioral health supports for persons in need, with a focus on homeless, across Sullivan County. HONOR EHG was notified that they were awarded a companion contract to provide 25 supportive housing beds for Sullivan County. Contract details are still TBD.

Adult & Children's SPOA:

- On February 8, 2024, the Adult SPOA Committee met via Zoom with five (5) new cases reviewed, six (6) previous cases were reviewed.
- The total of 140 RSS beds with 182 people on the waiting list and 15 openings.
- Coordination of referrals and ongoing collaboration with service providers continue. Clients were recommended for/linked to various services, including: behavioral health treatment providers, RSS housing (apartment program and community residences), Access: Supported Housing, Sullivan PROS Program, OFA, APS, Action Toward Independence, Independent Living, Inc., and Care Management services.
- Children's SPOA Committee met via Zoom on February 22, 2024 and went over three (3) new referral and one (1) previous referrals were reviewed.

Behavioral Health Clinic (Mental Health and Substance Abuse):

- In January, there were 174 clients on the roster for high risk census. ,
- Community Services assists in providing Naloxone to clients. The Department of Health (DOH) has provided a Community Calendar of free Naloxone Trainings which are held several times a week. The project shifted focus from providing sustainable video-based telehealth services to opioid use disorder treatment approaches. OMH has to communicate that medication is its own form of treatment, rather than secondary role to therapy. OMH would like this to be the standard front-line approach for treating these disorders.

SULLIVAN COUNTY DEPARTMENT OF COMMUNITY SERVICES						
STATISTICAL SUMMARY FOR: Feb 01, 2024 - Feb 29, 2024						
Prepared by : Frances Cole						
	ON ROLLS:			CLIENTS		
PROGRAM	2/1/2024	ADMISSIONS	DISCHARGES	2/29/2024	CLIENTS SERVED	UNITS OF SERVICE
SC BEHAVIORAL HEALTH CLINIC ADULT	397	23	16	404	420	689
SC BEHAVIORAL HEALTH CLINIC CHILD	31	0	2	29	31	35
SC BEHAVIORAL HEALTH CLINIC FORENSIC	53	14	6	61	67	96
SC BEHAVIORAL HEALTH CLINIC MICA	19	0	1	18	19	Included In Clinic Adult
SC BEHAVIORAL HEALTH CLINIC MAT	4	3	2	5	7	Included In Clinic Adult
TOTAL MENTAL HEALTH	504	40	27	517	544	820
SC CARE MANAGEMENT	43	1	0	44	44	720
SC HEALTH HOME - ADULT	36	1	1	36	37	279
SC HEALTH HOME - KENDRA, AOT and HH+	11	0	0	11	11	30
SC HEALTH HOME - CHILD	14	0	0	14	14	78
SC HEALTH HOME - OUTREACH	13	0	0	13	13	250
SC CM CCSI					1	2
TOTAL HEALTH HOME CASE MANAGEMENT PROGRAMS	104	2	1	105	107	1,109
SC SPOA - Adult	38			38	38	356
SC SPOA - Child	10			10	10	97
TOTAL SPOA	48	0	0	48	48	453
	# of calls	#of ph interv	Outreaches	Hosp Divers %	Hosp Admit %	
MOBILE MENTAL HEALTH	311	88	16	88	12	

Local Government Unit:

- regarding community access currently conducting a community asset mapping,
- expansion/enhancement regarding crisis services
- Substance Use task force doing allot of work, Hope and Prevention, Cares Pillar, Law enforcement Pillar, and all others – great partner/great work, great coordination and work by LGU staff as well.
- Stabilization Center status – community mapping, funding, location be discussed and worked on.
- Fatality Review Board status – research being done – looking to assembling meeting for key stake holders in the coming months (May/June).



Social Services (DSS):

For more information: (845) 292-0100, <https://sullivanyny.us/Departments/familyservices>

Public Assistance Cases (as of 02-29-2024)				
Temp. Assistance to Needy Families	Safety Net	Food Stamps	Medical Assistance	MA/Supplemental Security Income
185(-9)	232(+7)	6018(+157)	3472(-44)	2478(+18)
Homelessness Snapshot (as of 03-01-2024)				
Code Blue	Quarantined	Adults / Children	Sex Offenders	Total Homeless
18	0	194/80	25	275

Temporary Assistance/Housing:

- As of 2/26/2024, the following amounts have been disbursed under ERAP: 834 benefits, \$7,073,808.13
- Rental Supplement Program resumes on April 1. Prioritization of applicants on the waiting list is in progress. Clients will be contacted upon completion.
- Housing and Fraud units are conducting periodic daytime and nighttime hotel checks to ensure compliance with program standards.
- We anticipate Code Blue to conclude on April 15. Warming Centers will close at the same time. Outstanding service and supports were provided this year from New Beginnings Community Worship, Liberty United Methodist Church, Federation for the Homeless, and St. John's Episcopal Church of Monticello. From December through February this year, Warming Centers served a high of 25 unique clients in Liberty per month and 41 in Monticello.

Medicaid:

- Worked with our Service department to reorganize how Community Medicaid and Foster Care address the medical coverage for our children in care.

Child Care:

- A representative from our Child Care unit joined a field representative from Congressman Mark Molinaro office at the Woodbourne fire station to answer questions about childcare for those affected by the Head Start closure.

HEAP:

- The Heating Repair and Replacement (HERR) and Clean and Tune components remain open. Regular Heating season started on November 1, 2023.
- The Emergency HEAP benefit was made available on January 2, 2024; a second emergency benefit was made available on March 15, 2024. To apply, visit or call any of the agencies below:
 - HEAP Office, Sullivan County Department of Social Services, 16 Community Lane, Liberty, NY; Phone: 845-807-0142; Monday-Friday, 8 a.m.-5 p.m.; Email: Heap@sullivanyny.us.
 - Sullivan County Office for the Aging, 100 North Street, Monticello, NY; Phone: 845-807-0241; Monday-Friday, 8 a.m.-5 p.m.
 - Independent Living Inc., 14 Pelton Street, East Wing, Monticello, NY; Phone: 845-794-3322; Monday-Friday, 9 a.m.-5 p.m.
 - Action Towards Independence, Inc., 309 East Broadway, Monticello, NY; Phone: 845-794-4228; Monday-Friday, 9 a.m.-5 p.m.
- The Cooling Assistance Benefit will be available April 15, 2024, which allows for the purchase and installation of an air conditioner or fan if a air conditioner cannot be safely installed

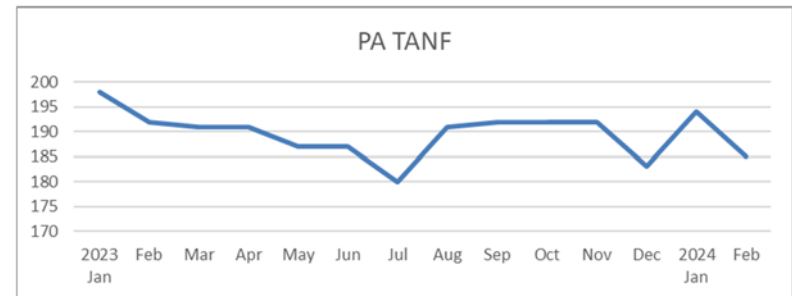
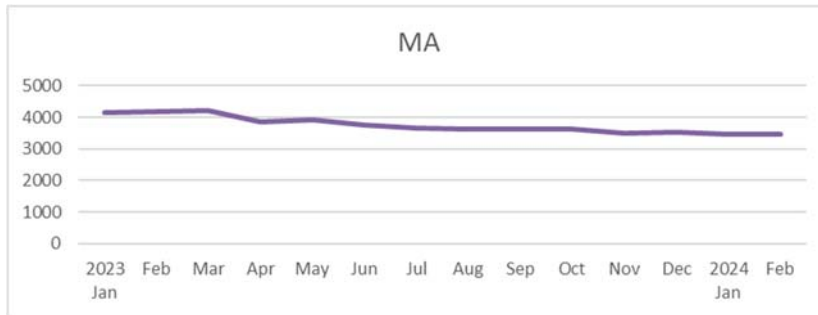
HOUSING:

- Working on an easy to read and understand what is needed to apply palm card for our clients, continues working with other departments and agencies to help with our harder to work with homeless population

SNAP:

- Received a new worker - now fully staffed and are focused on improving processing times.

Temporary Assistance Case Trend Charts:



Fraud Investigations (as of February 29, 2024)						
Collections	Cases Active	Cases Referred	Completed	Arrests	Pending arrests	Burials
\$2,928.81 (-18,057.36)	219 (0)	18 (-16)	18 (-20)	2 (0)	1 (-1)	7 approved (-3) \$12,213.00 costs (-\$5,387.00)
Child Support Enforcement Cases (as of February 29, 2024)						
Collections	Petitions Filed		Paternity Establishments		Total Cases	
\$571,290 (-49,869)	33 (+15)		18 (+16)		2,868 (-107)	

ADULT SERVICES UNIT:	2023 TOTAL	2024 YTD	2024 FEB
PERSONAL CARE AIDES			
CASES OPENED	16	3	1
CASES CLOSED	17	0	0
# CASES (AVG.)	30	32	32
PERS			
# CASES (AVG.)	0	0	0
APS REFERRALS			
16A Neglect/Abuse	37	6	2
APS			
16B Neglects Own Basic Needs	113	15	8
16B Untreated Medical Conditions	33	8	6
16B Self-endangering Behaviors	15	5	2
16B Unable to Manage Finances	36	11	6
16B Environmental Hazards	21	4	2
APS			
CASES OPENED	261	49	26
CASES CLOSED	251	45	16
# CASES (AVG.)	148	155	160
GUARDIANSHIPS			
OPEN	38	40	-2
REP PAYEE			
OPEN	TBD	93	0

FOSTER CARE STATISTICS				CHILD PROTECTIVE STATISTICS			
	FEB 2024	Trend	Goal		2023	YTD 24	FEB 24
Kinship%	10.48%		20%	# New Reports	1410	265	126
Congregate Care%	22.86%		16%	# Indicated Reports	174	33	17
Total in Care	105		<100	Physical abuse	14	0	0
RTF	0			Emotional abuse	0	0	0
Diagnostic	1			Sexual abuse	13	3	2
RTC	10			Neglect	62	14	5
Group Home	4			Domestic violence	13	2	2
Therapeutic Foster Home	14			Educational neglect	39	4	3
Regular Foster Home	55			Substance abuse	33	8	4
Kinship	11			1034	0	2	1
Other	10			# Unfounded Reports	710	75	40
Freed for Adoption	27			# Closed FAR	49	41	11
Certified Homes	73		5x #in ca	# Court Ordered 1034s	36	10	8
Newly Certified Homes	0			PREVENTIVE SERVICES STATISTICS			
Number of Closed Homes	0			NEW REFERRALS		21	
New Kinship Homes	0			TOTAL CASES		90	
Pending Certification	9						



Public Health
Prevent. Promote. Protect.

Public Health Department

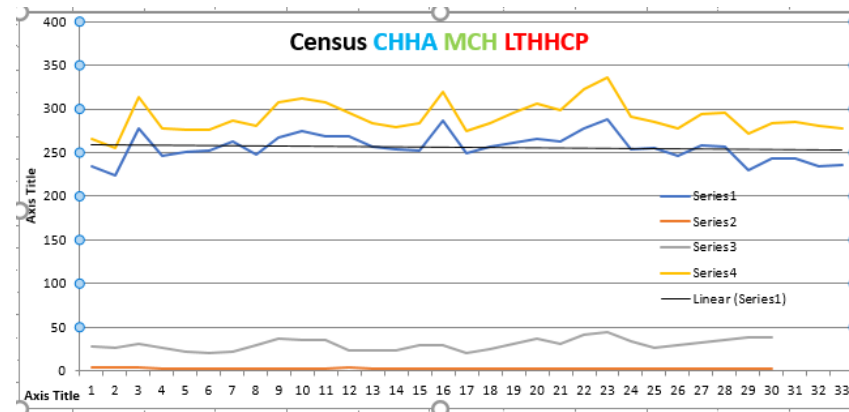
For more information on our report: (845) 292-5910, <https://sullivanyny.us/Departments/Publichealth>











Director's Comments:

- SCDPH focus continues to be Vaccine preventable disease, summer planning, and retention/recruitment

CHHA: Certified Home Health Agency

Goal / Area of Focus	Update / Progress	Key Indicators/ Trends
Census	Average daily census increased from 173 to 181.	248 CHHA specific patients, 4 LTHHCP patients, 26 MCH patients; total of 277 patients on caseload
Productivity	Avg Productivity across all disciplines 4.5	Goal is 5; OT total 153 hours for the month



SCDPH CHHA Department Specific Performance Indicators:																	
Measure/Indicator	2024 YE Score	Jan 2024	Feb 2024	Mar 2024	Apr 2024	May 2024	Jun 2024	Jul 2024	Aug 2024	Sep 2024	Oct 2024	Nov 2024	Dec 2024	Target 2024	Current vs. Goal	Trend	Best Practice
															<div><div></div><div></div></div>		
Admissions (2024)		88	125												<div><div></div><div></div></div>		10%
Admissions (2023)	1285	123	114	128	104	123	113	109	97	91	89	81	82		<div><div></div><div></div></div>		10%
Census (agency) (2024)		236	248												<div><div></div><div></div></div>		
Prior Year (2023)	3457	286	287	309	296	283	279	284	319	274	284	295	306				
Productivity		4.38	4.50												<div><div></div><div></div></div>		7
Prior year	4.48	4.63	4.80	4.65	4.55	4.70	4.30	4.74	4.60	4.76	4.55	4.63	4.23	5.50	<div><div></div><div></div></div>		7
NTUC		12.5%													<div><div></div><div></div></div>		15%
Sample size		105															
Prior year	23.8%	22.4%	32.5%	24.2%	26.4%	23.2%	28.5%	30.1%	25.4%	28.9%	21.7%	26.4%	26.7%	20.0%	<div><div></div><div></div></div>		15%
Overtime: total		120.5	153												<div><div></div><div></div></div>		
prior year	160.3	89	115	122	122	121	127	129	131	131	134	138	161	85.00	<div><div></div><div></div></div>		
Lock Rate		91.4%	93.0%												<div><div></div><div></div></div>		100%
Prior year	79%	84.0%	85.0%	93.0%	92.0%	91.0%	83.0%	88.8%	84.2%	91.5%	93.0%	93.0%	91.2%		<div><div></div><div></div></div>		100%

Health Education/Rural Health Network/Injury Prevention/Other:

Goal / Area of Focus	Update / Progress	Key Indicators/ Trends
Social Media Engagement	Continued progress with reaching our community via social media	
Outreach / Lesson Plans	Know Your Numbers screenings were conducted at Gov Center & DSS multiple times throughout February. Future outreaches confirmed: <ul style="list-style-type: none"> Indoor Farmers' Markets Fearless Do More Feel Better presentations scheduled at Various Sr Centers Health and Wellness days at SC Schools scheduled 	
Public Health Week Planning	Planning is completed for Public Health week events	

- Working with MCH and CYSHCN
 - Outreach and referral flyers, CYSCHN Newsletters
- Ongoing prep for Narcan kits. Trainings scheduled through various groups in our community.
- RHN Coordinator hired.

Healthy Families:

Goal / Area of Focus	Update / Progress	Key Indicators/ Trends
Capacity	36 families enrolled at the end of February	Capacity is 60; we have one vacancy affecting capacity
Home Visits	68 out of 98 expected home visits completed	67.96% achieved; the same as January
Referrals	Received 16 referrals; 3 referrals are being handled by FRS 4 F.R.O.G.S. completed in January	Referrals are up from 11 in January. Assessments increased by 100% from January

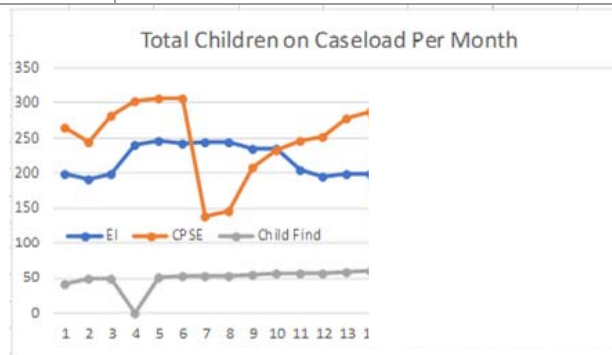
Maternal Child Health/CAPTA/CARA:

Goal / Area of Focus	Update / Progress	Key Indicators/ Trends
Referrals	16 total referrals; 7 opened to care, 2 pending.	Referrals decreased by 2 from January 2024.
Outreach	Outreach to community partners continues.	Education held @ Garnet Catskill to Case Management re: MCH team and referral process.

- One RN hired; start date 3.25.2024
- Working with Sullivan 180 to co-host 2nd annual Maternal Child Health Provider Appreciation Mixer, May 8, 2024.

Children and Youth with Special Healthcare Needs/Early Intervention:

Goal / Area of Focus	Update / Progress	Key Indicators/ Trends
CPSE	Caseload decreased 6 since Jan, 2024	But increased 42 compared to Feb 2023
EI	Caseload decreased 6 since Jan 2024	And decreased by 6 from Feb 2023



2024	Total Claimed	Total Paid
School-Age	\$ 96,900.67	\$ 119,765.65
Service Coordination	\$ -	\$ -

Disease Surveillance and Investigation and Emergency Planning:

Goal / Area of Focus	Update / Progress	Key Indicators/ Trends
Immunization Program	Focus on vaccine preventable disease. Working with DOVE and surrounding counties to address specific populations that are reluctant to vaccinate	YTD 90 immunizations provided (1.1.2024-2.29.2024) Continued outreach to and with community partners
Rabies	19 investigations, 1 cat tested. No animals were positive. Zero persons treated with post exposure prophylaxis	A position has been created in the 2024 budget for a part time ACO. This position will fall under Public Safety, but will work in conjunction with DSI/SCDPH
STI	12 cases of Chlamydia	3 less cases of Chlamydia this month compared to Jan, others stayed stable (less than five cases each).

Tuberculosis	<i>1 Active case; 0 suspect cases. 0 patients seen in the preventative clinic; 0 PPDs administered. 5 LTBI Immigrant follow up; 13 LTBY/+ QFT follow up</i>	<i>Increase in LTBI cases noted.</i>
Lead Poisoning Prevention	<i>0 cases reported for a total of 99 tests completed</i>	<i>Decrease in elevated tests reported.</i>
COVID	<i>443 reported cases; decrease from 781 Jan 2024</i>	<i>Covid 19 trending downwards</i>
Other Communicable Diseases	<i>516 flu cases (decrease from 869 Jan 2024), 443 labs reported COVID 19, 557 other communicables.</i>	<i>Flu, RSV, and Covid are trending downward</i>
Emergency Preparedness	<i>Reviewing Measles response plan</i>	<i>Anticipating Measles outbreak and preparing for same.</i>
MRC	<i>Continuing to recruit MRC volunteers</i>	

- Continuing to focus on Preparing for summer, potential measles outbreak as this is being seen worldwide, nationally, and in our state/surrounding states.

Other Program Areas:

Program Area	Update / Progress	Key Indicators/ Trends
HIPAA/Corporate Compliance	<i>Routine walk-throughs were conducted without notable areas of issue</i>	
Training and Quality	<i>Performing assessment of policy and procedures. Numerous policies have been updated and approved through PAC. Working with each department to create QA dashboard. Preparing for Tri-ennial survey of 2025 (CHHA)</i>	

Staffing Update: Position Title & No.	Notes
Community Services (9 Positions Vacant, 50 Authorized, 18.00% Vacant)	
Account Clerk, #3316	Canvased the list
Clinical Program Manager, #3457	Posted
CS Coordinator, #3506, #3540	Posted
Senior Account Clerk, #2820	Approved to fill
Database Clerk, #3300	Canvased the list
Staff Social Worker I, #130, PT#3308, PT#3638	Posted
Public Health (20 Positions Vacant, 80 Authorized, 25% Vacant)	
Director of Patient Services, #3158	Posted
Senior Account Clerk Typist #2981	Vacant
Community Health Nurse #2333, #2943	no applicants
Licensed Practical Nurse, #1636	Posted
PH Nurse, Core #2729, CHHA #2185, #2927	Posted
Registered Nurse, CHHA #2373, #2875, #2782 (PD), Core #849, #3264	Posted
Senior Account Clerk, #1952, #244	Posted
Home Health Aide, #383, #779	Posted
Senior Typist, #716	
Family Support Worker, #2450	Vacant

Care Center at Sunset Lake Nursing Position Analysis – as of March 15, 2024			
Positions Authorized in 2024 Budget	Number Authorized	Total Filled (FT/PT) (County Employees)	Per Diem Rostered
Registered Nurse	19	14 (14/0) (0)	12
Licensed Practical Nurse	22	19 (16/3) (4)	11
Nursing Assistant	73	44 (34/10) (9FT/3PT)	32
Domestic Aide	9	7 (7/0) (4)	3

Social Services (16 Positions Vacant, 176 Authorized, 9.09% Vacancy Rate)	
Caseworker, #616, #1299, #2420, #2724, Caseworker (PT), #3516	Posted
Division Contract Compliance Officer, #3477	Posted
Family Services Investigator, #309	CSEU
Senior Account Clerk, #3557	Services – awaiting test results
Social Welfare Examiner, #582, #809, #3604	Temporary Assistance – posted, no exam required!
Senior Caseworker, #183, #209, #1318	Interviewing for one, two new openings due to promotions
Senior AC/DB #3223	TA – awaiting test results
Records Management Clerk #2495	Vacant