



Sullivan County

Health & Human Services

Meeting Agenda - Final

100 North Street
Monticello, NY 12701

Chair Catherine Scott
Vice Chair Amanda Ward
Committee Member Brian McPhillips
Committee Member Matt McPhillips
Committee Member Luis Alvarez

Thursday, April 16, 2026

11:30 AM

Government Center

Call To Order and Pledge of Allegiance

Roll Call

Comments:

Reports:

1. Division of Health and Human Services
April 2026
Monthly Report

[ID-8310](#)

Attachments: [2026-04 HHS Monthly Report](#)

Discussion:

Public Comment

Resolutions:

1. RESOLUTION INTRODUCED BY HEALTH AND HUMAN SERVICES COMMITTEE TO ABOLISH AND CREATE POSITIONS AT THE ADULT CARE CENTER REFERRED FROM MARCH 19TH EXECUTIVE) [ID-8224](#)
2. To appoint two (2) members to the Community Services Board. [ID-8233](#)
3. Child Passenger Safety Program [ID-8296](#)
4. To execute agreements between Public Health Department and the New York State Education Department Service Providers [ID-8301](#)
5. To execute agreement between Public Health Department and Goshen Speech and Hearing Center for preschool related services. [ID-8302](#)

6. To execute an agreement between DSS and DNA Diagnostics Center, Inc. [ID-8303](#)
7. To enter into an agreement between DSS and the County Attorney's Office [ID-8304](#)

Adjourn



Sullivan County

Legislative Memorandum

100 North Street
Monticello, NY 12701

File #: ID-8310

Agenda Date: 4/16/2026

Agenda #: 1.

Division of Health and Human Services (DHHS)

Monthly Update

April 2026

Agenda

- Drug Task Force Update
- Community Services
- Social Services
- Housing Programs
- Childcare Update
- Care Center
- Public Health
- Staffing Data

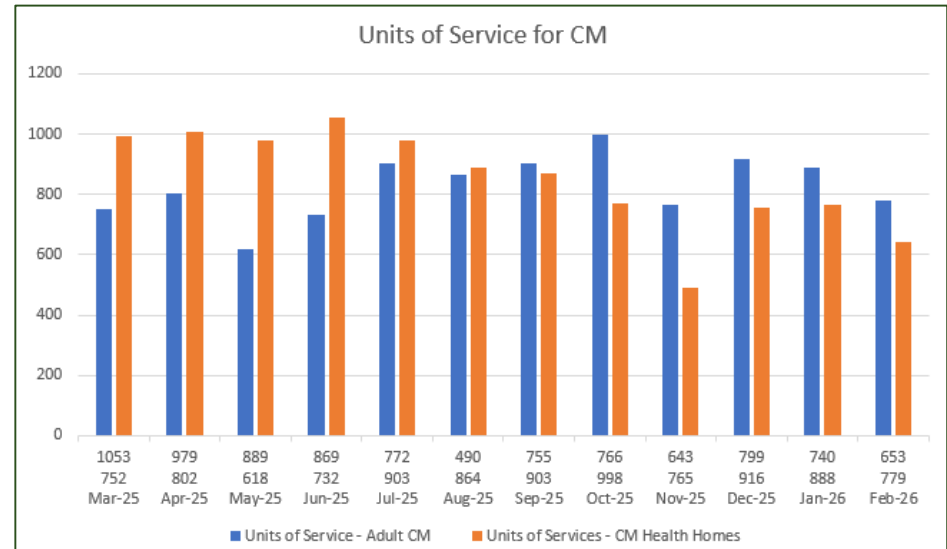
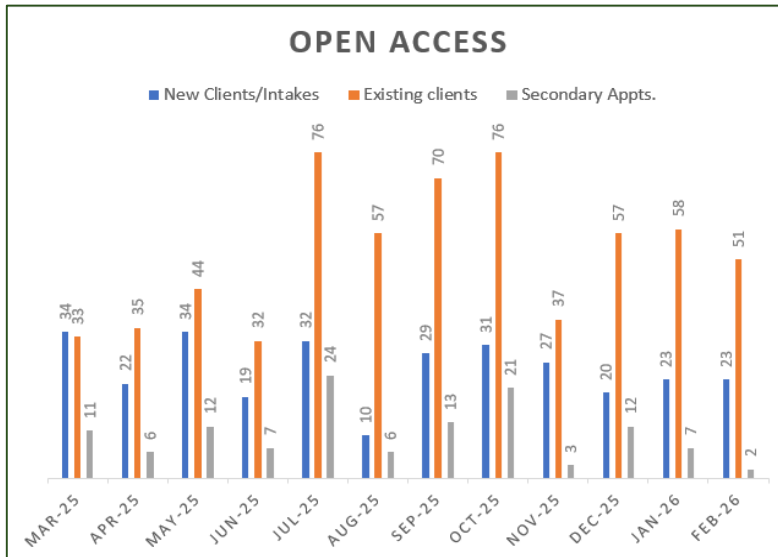
Pillar Meetings					
Law Enforcement	Treatment	United Sullivan	Prevention	Policy	Veterans
11/6/2025	3/19/2026	Meeting Weekly	3/25/2026	3/31/2026	3/17/2026
Drug Task Force Key Statistics					
911 Responses to Overdose			Opioid Overdose Death Rate (2024)		
February: 6 (-11 from previous month) – 1 Narcan administrations (-4)			27 deaths; 33.6/100,000 (Revised DOH Data) 2023 totals: 38 deaths; 47.4/100,000		

- February saw a significant drop in overdose calls to 911.**
 - The single Narcan administration from emergency services is the lowest monthly number since we started monitoring this data.
- DRAFT RFP prepared for next round of Direct Share Opioid Settlement Fund Use**
 - Focus areas for this round include: Supporting treatment, **supporting long term recovery**, increasing access to care, prevention, and supporting high risk populations
 - The RFP will be released on April 17, with first review of proposals on May 1st.
- Substance Use Care Access Update:**
 - Renovations on the third floor of Garnet-Catskills for re-utilization as an inpatient substance use treatment facility with 47 residential and 6 detox beds is nearing completion. There are unfortunately some long lead time items that are delaying completion. There may be an opportunity for an earlier “soft opening” but the full facility now looks to be ready to open in early July.
 - Lexington is also preparing to take possession of 396 Broadway in Monticello as an additional outpatient treatment resource. Renovations are underway here as well.
 - Partnerships between the Drug Task Force and Oxford House are growing – membership in the three currently available houses is stabilizing. This is a key component of the long term recovery options we are aiming to make more accessible going forward.

High Risk Clients: In February 2026, there were 164 clients *(+3 from last month)* on the high risk census.

- **Clinic & Treatment Services:** Our current emphasis is on successful referrals & treatment via Unite Us and strengthening provider cooperation from inpatient to residential and outpatient care.

Care Management unit: Continues to actively engage & work with clients for both of the Health Home agencies and the HARP Services (Health and Recovery Plan) which are Medicaid and Medicaid Managed Care Health Plans. As of the end of February 2026, there are 3 active Assisted Outpatient Treatment (AOT) orders *(-1 from last month)* and there is 1 person on Enhanced AOT services (no change).





Clinic and Care Management Statistics

SULLIVAN COUNTY DEPARTMENT OF COMMUNITY SERVICES						
STATISTICAL SUMMARY FOR: Feb 01, 2026 - Feb 28, 2026						
Prepared by : Sara A. Cole				CLIENTS		
PROGRAM	ON ROLLS: 2/1/2026	ADMISSIONS	DISCHARGES	ON ROLL: 2/28/2026	CLIENTS SERVED	UNITS OF SERVICE
SC BEHAVIORAL HEALTH CLINIC ADULT	462	18	21	459	480	451
SC BEHAVIORAL HEALTH CLINIC CHILD	30	7	9	28	37	38
SC BEHAVIORAL HEALTH CLINIC FORENSIC	67	7	5	69	74	126
SC BEHAVIORAL HEALTH CLINIC MICA	17	0	2	15	17	Included In Clinic Adult
SC BEHAVIORAL HEALTH CLINIC MAT	15	0	2	13	15	Included In Clinic Adult
TOTAL MENTAL HEALTH	591	32	39	584	623	615
SC CARE MANAGEMENT	37	1	0	38	38	778
SC HEALTH HOME- ADULT	35	2	2	35	37	262
SC HEALTH HOME - KENDRA, AOT and HH+	12	0	1	11	12	108
SC HEALTH HOME - CHILD	14	1	0	15	15	168
SC HEALTH HOME - OUTREACH	8			8	8	115
SC CM CCSI					1	1
TOTAL HEALTH HOME CASE MANAGEMENT PROGRAMS	106	4	3	107	111	1,432
SC SPOA - Adult	49			49	49	336
SC SPOA - Child	15			15	15	110
TOTAL SPOA	64	0	0	64	64	446
	# of calls	#of ph interv	Outreaches	Hosp Divers %	Hosp Admit %	
MOBILE MENTAL HEALTH	183	60	21	76	80	

Single Point of Access (SPOA) Program:

- On February 13, 2026, the Adult SPOA Committee met via Zoom with 7 new cases & 12 previous cases reviewed.
- There are a total of 138 RSS beds with 117 people on the waiting list *(+4 from last month)* and 17 openings *(-1 from last month)* with some of the apartments in need of repairs. Children’s SPOA Committee met via Zoom on February 26, 2026, and went over 9 previous cases, as well as 4 new cases.

Peer & Community Support Services

- **Peer Court Navigator Program:** Onboarded new clients, working with 13 patients; conducted screenings, release forms, benefit navigation, harm reduction outreach, hotel & community based engagement, and CTRT engagement support.
- **Narcan Outreach:** Continued distribution through Naloxboxes, community events, and vending machines. In February, 240 items were dispensed from our vending machines, including 24 Narcan kits. Fentanyl/Xylazine test strip and wound care kits we dispensed and all are regularly restocked.
- **Community & Recovery Engagement:** Ongoing client engagement including intake, benefit navigation (PA/MA, SNAP), housing assistance, and coordinated care planning. Strengthened coordination with Drug Court, Probation, and SUNY Sullivan; supported transportation and advocacy efforts. Increased outreach through community events (e.g.: Heart-A-Thon) and ongoing stakeholder engagement. Continued follow-up with providers regarding respite service gaps and system challenges.

Community Awareness & Public Engagement

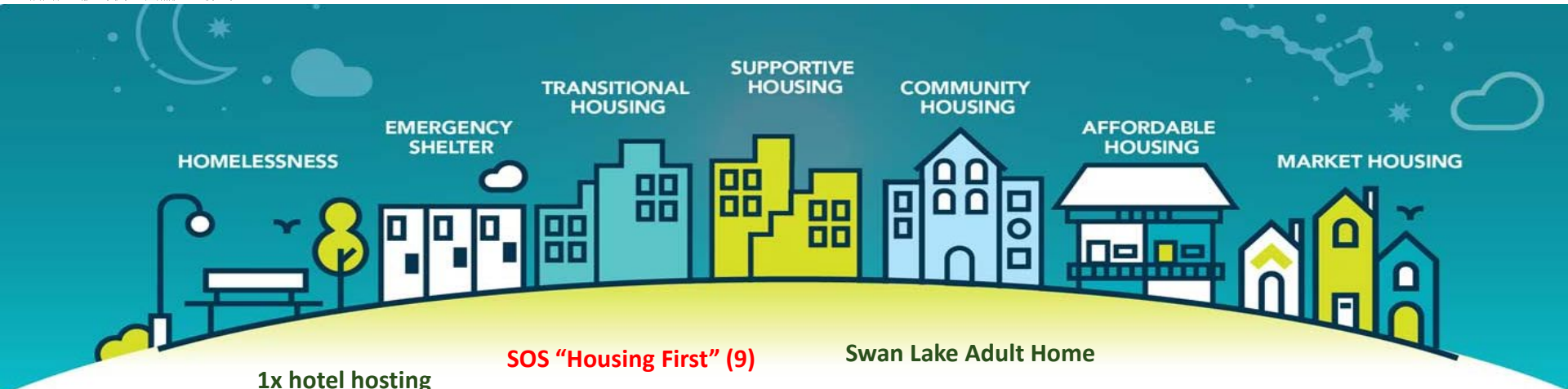
- **Bold Gold Marketing Plan:** Oversight of marketing deliverables. New commercials produced and developing new content focused on raising awareness of the dangers of kratom and 7-OH.
- **Coalition for Vape-Free Sullivan:** Provided information on the new drug MEDETOMIDINE.
- **Community Events, Outreach, & Media Engagement:** Food pantry and warming center resources to justice, treatment, & community partners.
- **School & Community Resource Distribution:** Distributed updated OPWDD resources and “One-Pager” (English & Spanish) to Lexington (11/6).

Crisis Intervention & Law Enforcement Support

- **Crisis Intervention Team (CIT) Initiative:** Continued post-training follow-up and alignment with law enforcement partners, awaiting OMH RFP awardee announcement due in March.
- **Mobile Crisis Services:** Continued enhancement of MCS under the approved No Cost Time Extension (NCTE) through 2026. Ongoing system alignment & responder coordination.
- **Training:** NCTE enables continuation of crisis service development through 2026. Extension supports sustained CIT expansion, crisis system alignment, and emergency responder coordination. Awaiting additional direction from OMH to finalize service enhancement plan. Completed Naloxone Training of Trainers certification; participated in DMH and regional prevention trainings.
 - Participated in multiple CTRT responses and debriefs, including hotel-based interventions; continued coordination with law enforcement and providers.

Month/Year	Incoming Calls	Initial Phone Contacts	Outreaches	Diversion Rate	Hospital Referrals	Admissions	Admission Rate
Feb-25	214	78	28	75%	7	6	86%
Mar-25	267	88	26	81%	5	3	60%
Apr-25	250	70	24	92%	2	2	100%
May-25	236	90	26	73%	7	5	71%
Jun-25	278	98	27	70%	8	7	88%
Jul-25	297	140	25	72%	7	4	57%
Aug-25	227	78	26	69%	8	2	25%
Sep-25	197	68	26	85%	4	4	100%
Oct-25	267	76	22	73%	6	5	83%
Nov-25	224	80	31	90%	3	2	67%
Dec-25	249	86	36	72%	10	6	60%
Jan-26	235	76	13	77%	3	1	33%
Feb-26	183	60	21	76%	5	4	80%

Sullivan County's Housing Continuum



Safe Options Support (SOS)
 1x hotel hosting Family Groups (25)
 6x hotels hosting singles
 Warming Centers (~40 seasonal)
 Fearless! (Out-of-county DV shelter)

SOS "Housing First" (9)
 Catholic Charities (28)
 Oxford House (~16)
Rehabilitation Support Services (RSS) (138, 117 waiting)

Swan Lake Adult Home
 OPWDD Homes (TCFD, ARC, New Hope)

Monticello Housing Authority
 Woodbourne Housing Authority

Senior Apartment Buildings
 ATI - Solutions to End Homelessness Program (STEHP)

NYS Rental Supplement Program (RSP)
 Sullivan County RSP

Section 8 Vouchers
NYS Housing Choice Vouchers (5)

Shelter Arrears Eviction Foreclosure (SAEF)

Emergency Shelter Census (4/4/26)	
Families	44 (-1)
Singles	165 (no change)
Adults	228 (-7)
Children	82 (no change)
Sex Offenders	24 (-2)
Total (Adults + Children)	310 (-7)

* Numbers in parentheses indicate number of available beds/units
 * Numbers in red indicate programs that are at their capacity

Child and Adult Services Statistics

ADULT SERVICES UNIT	2025 TOTAL	2026 YTD	2026 FEB
PERSONAL CARE AIDES			
CASES OPENED	18	0	0
CASES CLOSED	9	6	2
# CASES (AVG.)	38.41	34.85	33
PERS			
# CASES (AVG.)	0	0	0
APS REFERRALS			
16A Neglect/Abuse	27	12	5
16B Neglects Own Basic Needs	73	15	7
16B Untreated Medical Conditions	31	7	3
16B Self-endangering Behaviors	10	2	0
16B Unable to Manage Finances	39	4	2
16B Environmental Hazards	60	6	4
Undetermined	25	0	0
APS			
CASES OPENED	263	46	21
CASES CLOSED	264	52	26
# CASES (AVG.)	161.35	159.34	157
GUARDIANSHIPS			
OPEN	46	44	-2
REP PAYEE			
OPEN	121	122	1

FOSTER CARE STATISTICS				CHILD PROTECTIVE STATISTICS			
	FEB 2026	Trend	Goal		2025	YTD 26	FEB
Kinship%	28.30%			# New Reports	1330	239	110
Congregate Care%	15.10%			# Closed Cases (UNF, FAR, IND)	997	171	98
Total in Care	106			# Unfounded Reports	486	79	44
RTF/RTC	4			# Closed FAR	257	42	24
Diagnostic	0			# Indicated Reports	254	50	30
Group Home	2			Physical abuse	14	2	0
Therapeutic Foster Home	22			Emotional abuse	1	0	0
Regular Foster Home	36			Sexual abuse	13	2	1
Kinship	30			Neglect	123	26	20
Other	10			Domestic violence	15	1	1
Freed for Adoption	23			Educational neglect	52	11	4
Certified Homes	62			Substance abuse	33	8	4
Newly Certified Homes	2			1034	3	0	0
Number of Closed Homes	1			PREVENTIVE SERVICES STATISTICS			
New Kinship Homes	1			NEW REFERRALS		17	
Pending Certification	3			TOTAL CASES		86	
Completed Adoptions	4						
YTD Completed Adoptions	4						

- Foster Care Statistics:** Placements in foster care were level last month. We are continuing our current trend toward historic highs for placement rates in kinship care and historic low rates in congregate care placements, which is great news for the cost of foster care and generating statistically better outcomes for the kids in our care.
- Child Protective Statistics:** February continued recent trends with a below average number of new reports assigned. January CPS performance statistics provided to us from OCFS showed Sullivan County as the 20th ranked program in the state for on-time completion of investigations (95%) and a dip to 32nd in the state for on-time completion of safety assessments (92%). March was the **first month in our recorded history that there were ZERO overdue CPS investigations at the end of the month.**

Child Welfare Case Lifecycle Management

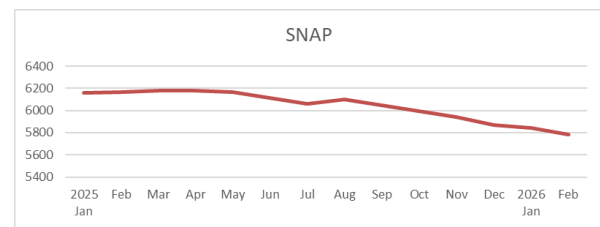
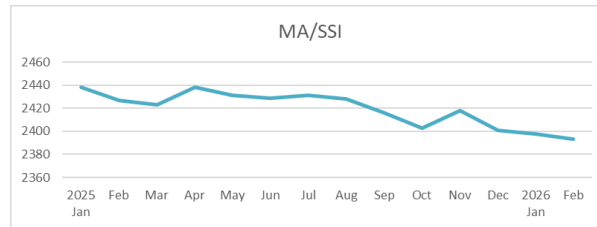
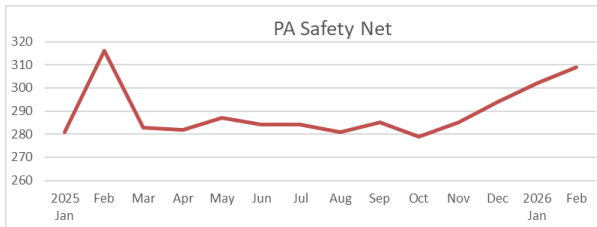
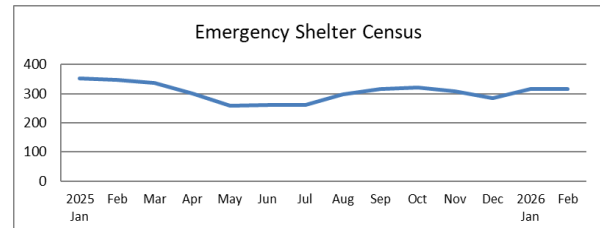
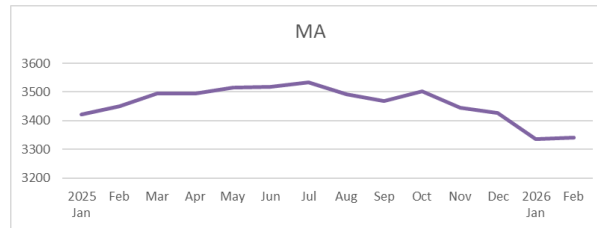
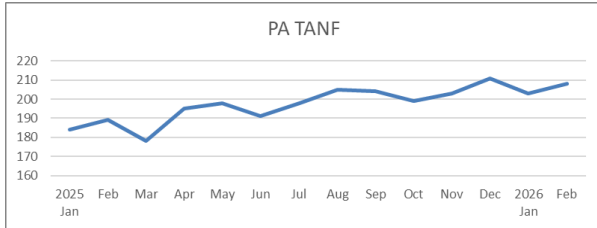
CHILD WELFARE CASE LIFECYCLE MANAGEMENT DASHBOARD													
	JAN	FEB	MAR	APR	MAY	JUN	JUL	AUG	SEP	OCT	NOV	DEC	
EOM STATISTICS (Based on last day of month totals)													AVERAGE
Overdue 7-day Safety Assessments (CPS)	<1	<1											#DIV/0!
Overdue 7-day Safety Assessments (FAR)		0	<1										0
Overdue Case Closures (CPS)	14	8											11
Overdue Case Closures (FAR)	4.5	4											4.25
PREV Referral Timeliness	7	16											11.5
QUARTERLY INTERNAL COMPLIANCE AUDITS (GREEN INDICATORS = ≥85% Effective, YELLOW = 75%-84%, RED = ≤74%)													AVERAGE
CPS Progress Notes	95%												0.95
FAR Progress Notes		81%											0.81
PREV Progress Notes		83%											0.83
Foster Progress Notes													#DIV/0!
PREV Case Contact Rate ≥ 2 per month	86%												0.86
Foster Case Contact Rate ≥ 1 per month		81%											0.81
Supervisor Case Conferences		70%											0.7
LSRs Submitted Timely													#DIV/0!
Annual LODs Reviewed Timely													#DIV/0!
HOTLINE SOURCES													ANNUAL TOTAL
School	51	37											88
Immediate Family	12	10											22
Extended Family	5	5											10
Hospital	8	11											19
Other Medical Provider	11	5											16
Law Enforcement	18	13											31
DSS Internal	7	11											18
Other	17	18											35

- Annual Report Info:** As provided in the DHHS Annual Report, collaboration and communications between DSS and the County Attorney's Office was strong throughout the year. Attorneys have attended the last two NY Public Welfare Association conferences, and information sharing (both quality and timeliness) is improving on both sides.

Social Services Program Statistics

Fraud Investigations (as of 2/28/2026)						
Collections	Cases Active	Cases Referred	Completed	Arrests	Pending arrests	Burials
\$2,130.19 (-7,539.64)	296 (+10)	43 (+6)	33 (+9)	4 (+3)	8 (+/-0)	6 approved (+3) \$10,840.00 costs (+5,440.00)
Child Support Enforcement Cases (as of 2/28/2026)						
Collections	Petitions Filed	Paternity Establishments	Total Cases			
\$520,816 (-\$45,901)	34 (+2)	19 (+9)	2,697 (+10)			

Public Assistance (PA) Cases (as of 2/28/2026)				
Temp. Assistance to Needy Families (TANF)	Safety Net	Food Stamps	Medical Assistance (MA)	MA/Supplemental Security Income (SSI)
208 (+5)	309 (+7)	5784 (-60)	3342 (+5)	2393 (-5)
Homelessness Snapshot (as of 2/28/2026)				
Code Blue	Quarantined	Adults / Children	Sex Offenders	Emergency Shelter Census
8 (-11)	0	235/82 (-6/+6)	26 (+2)	317 (+/- 0)





Monthly Total Expenses to Date	Monthly Cash Receipts	End of Month Census	Meals Prepared for Residents
\$1,233,814.66	\$914,512.60	108	9,249
Admissions / Discharges (to home or Assisted Living)	Total ST treatments	Total OT treatments	Total PT treatments
7/9	72	598	654





Goal / Area of Focus	Update / Progress																																								
Increase and maintain the daily census of the CHHA program to ensure consistent enrollment, maximize resource utilization, and support the growing demand for home healthcare professionals.	<ul style="list-style-type: none"> Average Daily Census: 111 																																								
Increase the number of new patient admissions through enhanced referral partnerships, physician outreach, and digital marketing strategies.	<ul style="list-style-type: none"> # of referrals: 49 Referral Conversion Rate: 88% new patients: 49 discharges: 70 																																								
Productivity and Staffing: Achieve an average of 5 points per day, per clinician while maintaining high-quality care, measured through patient satisfaction scores and clinical outcome improvements.	<ul style="list-style-type: none"> Staff Productivity: 4.62 Staffing levels: See table below 																																								
Ensure timely and accurate completion of Patient Review Instrument (PRI) and Health Screens for Next Stage of Life Healthcare participants to support appropriate placement and continuity of care for individuals requiring nursing home or long-term care services.	<ul style="list-style-type: none"> # PRI assessments: 1 																																								
Ensure Personal Care Assessments (PCA) are completed thoroughly and in alignment with program standards to support effective care planning.	<ul style="list-style-type: none"> # PCA assessments: 7 <table border="1" data-bbox="1354 1108 1765 1386"> <thead> <tr> <th>Field</th> <th>full-time</th> <th>perdiem</th> <th>contract</th> <th>total</th> </tr> </thead> <tbody> <tr> <td>RN</td> <td>6</td> <td>3</td> <td></td> <td>9</td> </tr> <tr> <td>LPN</td> <td>2</td> <td></td> <td></td> <td>2</td> </tr> <tr> <td>PT</td> <td>3</td> <td>1</td> <td></td> <td>4</td> </tr> <tr> <td>PTA</td> <td>1</td> <td></td> <td></td> <td>1</td> </tr> <tr> <td>OT</td> <td>3</td> <td></td> <td></td> <td>3</td> </tr> <tr> <td>ST</td> <td>1</td> <td></td> <td></td> <td>1</td> </tr> <tr> <td>total</td> <td>16</td> <td>4</td> <td></td> <td>20</td> </tr> </tbody> </table>	Field	full-time	perdiem	contract	total	RN	6	3		9	LPN	2			2	PT	3	1		4	PTA	1			1	OT	3			3	ST	1			1	total	16	4		20
Field	full-time	perdiem	contract	total																																					
RN	6	3		9																																					
LPN	2			2																																					
PT	3	1		4																																					
PTA	1			1																																					
OT	3			3																																					
ST	1			1																																					
total	16	4		20																																					



Home Health Agency Statistics



CHHA Monthly Data														
	2025 Total	January	February	March	April	May	June	July	August	September	October	November	December	2026 YTD
Staff Productivity	4.84	4.93	4.62											4.78
New Patients*	1027	69	43											112
Discharges*	1105	70	43											113
RN/LPN Visits*	6330	413	389											802
PT/PTA Visits	6698	389	309											698
OT Visits*	2567	132	117											249
ST Visits*	786	66	54											120
HHA Visits*	795	32	49											81
Total Visits	17749	1032	918											1950

Table 1 – Legend:

Table 1 * based on billable visits entered in our system by all clinicians

- # of visits by type:
- RN- Registered Nurse
- PT- Physical Therapy
- OT- Occupational Therapy
- ST- Speech Therapy
- MSW- Master Social Work Visit
- HHA- Home Health Aid Visit





Children and Youth with Special Healthcare Needs (CYSHCN)/ Early Intervention (EI)

Goal / Area of Focus	Update / Progress																														
Ensure that initial CPSE evaluations are completed within 60 calendar days of referral.	<ul style="list-style-type: none"> # of active cases: 263 																														
Complete initial EI evaluation and develop Individualized Family Service Plans (IFSPs) within 45 days of referral.	<ul style="list-style-type: none"> # of active cases: 226 # of new referrals: 22 																														
Early Intervention Ongoing Service Coordinators (EI OSC) will maintain an active caseload of 35-50 families, depending on case complexity and program capacity.	<ul style="list-style-type: none"> EI OSC caseload: average of 75 																														
Increase outreach and engagement for Children and Youth with Special Healthcare Needs (CYSHN)	<ul style="list-style-type: none"> # of active cases: 17 (+4) <ul style="list-style-type: none"> # of new referrals 0 # of Education or Resource Events 1 (Tri-Valley Winter Bear Bash) 																														
Under New York State law, both the Early Intervention (EI) program (ages birth–3) and the Committee on Preschool Special Education (CPSE) program (ages 3–5) require that transportation be provided when it is necessary for a child to access approved services.	<ul style="list-style-type: none"> % of parents receiving reimbursement: <ul style="list-style-type: none"> EI: 42.48% CPSE: 26.61% # of children on waitlist for bussing: 0 																														
Authorized Services and Waitlisted	<table border="1"> <thead> <tr> <th colspan="3">Service Delivery Summary</th> </tr> <tr> <th>EI Service Type</th> <th># Authorized Services</th> <th>Waiting List (#)</th> </tr> </thead> <tbody> <tr> <td>Service Coordination OSC</td> <td>190</td> <td></td> </tr> <tr> <td>Speech Therapy</td> <td>113</td> <td>20</td> </tr> <tr> <td>Occupational Therapy</td> <td>60</td> <td>11</td> </tr> <tr> <td>Physical Therapy</td> <td>53</td> <td>7</td> </tr> <tr> <td>Special Instruction</td> <td>90*</td> <td>20</td> </tr> <tr> <td>Group Dev. Model</td> <td>29</td> <td>3</td> </tr> <tr> <td>Parent Group</td> <td>1</td> <td></td> </tr> <tr> <td>Social Work</td> <td>2</td> <td></td> </tr> </tbody> </table>	Service Delivery Summary			EI Service Type	# Authorized Services	Waiting List (#)	Service Coordination OSC	190		Speech Therapy	113	20	Occupational Therapy	60	11	Physical Therapy	53	7	Special Instruction	90*	20	Group Dev. Model	29	3	Parent Group	1		Social Work	2	
Service Delivery Summary																															
EI Service Type	# Authorized Services	Waiting List (#)																													
Service Coordination OSC	190																														
Speech Therapy	113	20																													
Occupational Therapy	60	11																													
Physical Therapy	53	7																													
Special Instruction	90*	20																													
Group Dev. Model	29	3																													
Parent Group	1																														
Social Work	2																														



Goal / Area of Focus	Update / Progress
Workplace Wellness	<ul style="list-style-type: none"> # of events: 0 # of participants: N/A
Outreach/ Education/Rural Health Network	<ul style="list-style-type: none"> # or educational workshops: 5 <ul style="list-style-type: none"> Total # of participants: 195 # of outreach events: 15 <ul style="list-style-type: none"> # directly related to RHN: 12 # of social media posts: 35 <ul style="list-style-type: none"> Top 3 post topics: National Condom Week, Wear Red Day, NY Electricity Program # of PH kits distributed: 282 total <ul style="list-style-type: none"> See table 2 for detail
Narcan Training	<ul style="list-style-type: none"> # of Narcan trainings: 1 <ul style="list-style-type: none"> # of participants: 4 # of 1-on-1 Narcan trainings: 0 Total # trained: N/A
Community Health Workers (CHW)	<ul style="list-style-type: none"> # of CHW visits: 17 # of referrals provided: 3 Top identified needs: Insurance, Geriatric Support Food Insecurity, Single Mom Support.

- Girls on the Run initiated by Public Health Education Team. First time ever in Sullivan County in 30 years we will have this program in the county.
- Scheduled Drug Take back for the first quarter of the year for March 4th.
- Participation in TB Clinics with Community Bilingual Outreach Worker for continuous educational outreach & Support.
- Story time with Xina Launches at Liberty Library in March collaborating with a Community Health Worker (CHW) from CYSHCN.
- Increased education and outreach to local factories and farms on Avian Flu/Outbreak.

Table 7: Public Health Kit Distribution

Description	Education/Outreach
Dental Hygiene ADULT	39
Dental Hygiene KIDS	46
Emergency Preparedness Kit	18
Hygiene Kit	13
Mens Health Kit	0
Womens Health Kit	0
Sexual Health Kit	2
Mental Health Kit	0
Tick Removal Kit	0
Overdose Rescue Kit	162
Wound Care Kit	2
Total	282



- HF's partnered with DSI and Education to provide families with dental hygiene items for National Children's Dental Health Month and safe sex kits for National Condoms Week.

Goal / Area of Focus	Key Performance Indicators	Update / Progress
Family Support Staff (FSS) will conduct at least 90% of scheduled home visits per month to ensure consistent family engagement.	<ul style="list-style-type: none"> • # of enrolled families (capacity = 60) • Total of 150 home visits expected per month. <ul style="list-style-type: none"> ○ Target for completed home visits: 85% 	<ul style="list-style-type: none"> • # of enrolled families: 66 • 77% completed home visits (141 out of 181)
Increase the number of new patient admissions through enhanced referral partnerships, physician outreach, and digital marketing strategies.	<ul style="list-style-type: none"> • # of referrals • # of assessments completed (Frogs) • # of referrals agreed to services and registered • Referral Conversion Rate (RCR) (how many referrals turned into admissions) <ul style="list-style-type: none"> ○ Target RCR: 17% 	<ul style="list-style-type: none"> • # of referrals: 9 • # agreed to services and registered: 1 (2 pending) • RCR: 11%
Maintain Full Staffing	# of staff for all HF positions	

Staffing	
Family Support Worker	2
Bilingual FSW	2
Program Supervisor	1
Program Manager	1
total	6



Maternal and Child Health Programming



Goal / Area of Focus	Update / Progress
Car Seat Distribution & Education	<ul style="list-style-type: none">• # staff trainings offered: 10• # of Education Provided: 8





- DSI End of Year Report
- Provider survey sent out for CHIP
- Updates to Education webpage and photos of kits

Goal / Area of Focus	Key Performance Indicators	Update / Progress
Staff education	<ul style="list-style-type: none">• # staff trainings offered• Topics covered• # of participants	<ul style="list-style-type: none">• Provided Public Health specific HIPAA training at All Staff Meeting (56 staff members)• Trauma Informed Care in the Workplace webinar (3 participants)
Quality	<ul style="list-style-type: none">• Ongoing analysis of existing policies, updates, and creation of new.	<ul style="list-style-type: none">• Monthly QI meetings with programs to review and develop policy and procedure as needed• External Affairs Committee documents prepared- scope, reviewer checklist, and request form• Tracking tool created for Lesson Plan Reviews



Disease Surveillance Investigations (DSI)

Public Health

Goal / Area of Focus	Update / Progress
Immunization Program	<ul style="list-style-type: none"> OFFICE CLINICS: 1 <ul style="list-style-type: none"> # PEOPLE IMMUNIZED: 3 # OF DOSES: 3 WALK-IN: 3 <ul style="list-style-type: none"> # PEOPLE IMMUNIZED: 3 # OF DOSES: 4 PUBLIC CLINICS: 0 <ul style="list-style-type: none"> # PEOPLE IMMUNIZED: 0 # OF DOSES in the PUBLIC: 0 POD (Point of Distribution) CLINICS: 0 <ul style="list-style-type: none"> # of DOSES @ PH: 0 # of DOSES In public: 0 <p>TOTALS</p> <ul style="list-style-type: none"> TOTAL # CLINICS: 4 TOTAL # PEOPLE IMMUNIZED: 6 TOTAL # DOSES @ PHS: 7 TOTAL # DOSES (Public): 0 <ul style="list-style-type: none"> COMBINED TOTALS OF ALL DOSES: 7 Ages of vaccinated: 1-6 yrs: 1; 7-18 yrs: 4; 19-35 yrs: 1
Rabies	<ul style="list-style-type: none"> # of reported animal bites/incidents: 17 <ul style="list-style-type: none"> Domestic - Cat Incidents: 1; Dog Bites: 10 Wildlife – Bat: 1; Raccoon: 1; Skunk: 1 # animals tested: 3 <ul style="list-style-type: none"> Domestic - Cat Incidents: 1; Dog Bites: 1 Wildlife – Fox: 1
Lead	<ul style="list-style-type: none"> Total labs drawn: 122 Lead Education: 1 # of Positive cases: 1
Tuberculosis (TB)	<ul style="list-style-type: none"> # of newly reported, Active TB cases: 1 # of latent TB cases: 40 # of reported by pending TB cases: 1
Reportable Diseases	<ul style="list-style-type: none"> # of lab reported cases: 467 (83 influenza) <ul style="list-style-type: none"> ↓ 322 from previous month

- Keeping a watchful eye on measles in Rockland County. No cases in Sullivan at this time.

General Communicable
 Query Limits Selected Returned: 465 Records
 Tabular Analysis of Disease
 Created by the Communicable Disease Electronic Surveillance System

Disease	Total
CAMPYLOBACTERIOSIS	1
COVID-19	125
CRE	2
E COLI SHIGA TOXIN	1
GIARDIASIS	1
INFLUENZA, A	53
INFLUENZA, B	30
LEGIONELLOSIS	1
LYME DISEASE	73
RSV UNSPECIFIED	173
SALMONELLOSIS	1
STREP GROUP A, INVASIVE	1
STREP PNEUMO INVASIVE, UNKNOWN	2
VARICELLA	1
Total	465



Table 3

Sexually Transmitted Diseases (STDs)
Query Limits Selected Returned: 24 Records
Tabular Analysis of Disease
Created By the Communicable Disease Electronic Surveillance System

Disease	Total
CHLAMYDIA	18
GONORRHEA, UNCOMPLICATED	4
SYPHILIS, EARLY, NON-PRIMARY/SECONDARY	1
SYPHILIS, SECONDARY	1
Total	24

Table 4

Hepatitis
Query Limits Selected Returned: 34 Records
Tabular Analysis of Disease
Created By the Communicable Disease Electronic Surveillance System

Disease	Total
HEPATITIS B, CHRONIC	7
HEPATITIS C CHRONIC	12
HEPATITIS C, NEGATIVE	15
Total	34

Table 5

General Communicable
Query Limits Selected Returned: 789 Records
Tabular Analysis of Disease
Created By the Communicable Disease Electronic Surveillance System

Disease	Total
CAMPYLOBACTERIOSIS	2
COVID-19	156
CRE	1
INFLUENZA, A	337
INFLUENZA, B	7
INFLUENZA, UNSPECIFIED	5
LEGIONELLOSIS	1
LYME DISEASE	107
PERTUSSIS	1
RSV UNSPECIFIED	168
SALMONELLOSIS	1
STREP GROUP B, INVASIVE	1
STREP PNEUMO INVASIVE, UNKNOWN	2
Total	789

Table 6

Tuberculosis
Query Limits Selected Returned: 1 Records
Tabular Analysis of Disease
Created By the Communicable Disease Electronic Surveillance System

Disease	Total
TUBERCULOSIS >= 2009	1
Total	1

Community Services (5 Positions Vacant, 40 Authorized, 12.50% Vacant)	
Assistant Social Worker II, #369, #721, #3759	New Position in 2026 budget – on hold
Staff Social Worker I, #2267, #3288	Approved to fill

Public Health (22 Positions Vacant, 78 Authorized, 28.21% Vacant)	
Community Health Nurse, #2185, #2927	
Epidemiological Supervisor, #3579	
Public Health Educator, #1636	
Public Health Nurse, DT #952, CHHA #2729 DT #2784, CHHA #3419	
Public Health Occupational Therapist, #3340(PD)	Posted
Public Health Physical Therapist, #3667	
Public Health Physical Therapist Assistant, #3553	
PHS Program Coordinator, #806	
Receptionist, #716	
Registered Nurse, #607(PT), #747, #849, #2373, #2502(PD), #2875, #3264(PD), #3634	
Supervising Comm Health Nurse, #148	

Social Services (16 Positions Vacant, 184 Authorized, 13.05% Vacancy Rate)	
Account Clerk #119, #910, #1269	ON HOLD
Caseworker #2985, #3052, #3456, #3758	Approved to Fill (1x offer extended)
FS Investigator #260	Approved to Fill
FS Investigator Trainee, #3676	ON HOLD
Principal Account Clerk #3605	Vacant - recent promotion – ON HOLD
Senior Case Services Aide, #3754, #3755	Positions revised in 2026 budget – ON HOLD
Social Welfare Examiner, #295, #658, #742, #2422	2x Approved to Fill, 2x ON HOLD



Sullivan County
Legislative Memorandum

100 North Street
Monticello, NY 12701

File #: ID-8224

Agenda Date: 4/16/2026

Agenda #: 1.

Narrative of Resolution:

RESOLUTION INTRODUCED BY HEALTH AND HUMAN SERVICES COMMITTEE TO ABOLISH AND CREATE POSITIONS AT THE ADULT CARE CENTER REFERRED FROM MARCH 19TH EXECUTIVE)

If Resolution requires expenditure of County Funds, provide the following information:

Amount to be authorized by Resolution: \$8,009.00 Cost Savings; Create \$85,665.00 Principal Acct Clerk; Abolish \$81,081.00 Domestic Aide, Abolish \$10,000 Medical Coding and Billing Spec.

Are funds already budgeted? Yes

If 'Yes,' specify appropriation code(s): EI-6020-62 and EI-6020-80

If 'No,' specify proposed source of funds: Click or tap here to enter text.

Specify Compliance with Procurement Procedures:

RESOLUTION INTRODUCED BY HEALTH AND HUMAN SERVICES COMMITTEE TO ABOLISH AND CREATE POSITIONS AT THE ADULT CARE CENTER

WHEREAS, the Office of Management and Budget has demonstrated a need to create and abolish certain positions to enhance the fiscal accountability and performance at the Adult Care Center; and

WHEREAS, the Commissioner of Management and Budget recommends, after discussion with the Administrator of the Adult Care Center and the County Manager, that two (2) positions be abolished and one (1) positions be created; and

NOW, THEREFORE, BE IT RESOLVED, that the Sullivan County Legislature hereby authorizes the abolishment and creation of the following positions:

Abolish

Position 2154 Domestic Aide (Adult Care Center)

Position 3314 Medical Coding and Billing Specialist (Adult Care Center)

Create

Principal Account Clerk (Adult Care Center)

BE IT FURTHER RESOLVED, the salaries will be set in accordance with the Teamster Salary Schedule; and

BE IT FURTHER RESOLVED, that the created position above has authority to be filled immediately.



Sullivan County
Legislative Memorandum

100 North Street
Monticello, NY 12701

File #: ID-8233

Agenda Date: 4/16/2026

Agenda #: 2.

Narrative of Resolution:

To appoint two (2) members to the Community Services Board.

If Resolution requires expenditure of County Funds, provide the following information:

Amount to be authorized by Resolution: None

Are funds already budgeted? Yes

If 'Yes,' specify appropriation code(s):

If 'No,' specify proposed source of funds:

Specify Compliance with Procurement Procedures:

RESOLUTION INTRODUCED BY THE HEALTH & HUMAN SERVICES COMMITTEE TO APPOINT TWO MEMBERS TO THE COMMUNITY SERVICES BOARD.

WHEREAS, there are several vacancies on the Community Services Board; and

WHEREAS, there is a need to appoint two (2) people to fill vacancies on the Community Services Board, which shall commence on April 1, 2026; and

APPOINTMENT TO THE CSB

Brandon Rubik

(to fill a vacancy which was vacated by Kevin Larragy since 12/31/2024.)

TERM

04/01/2026 to 12/31/2029

Amy Kolakowski

(to fill a vacancy which was vacated by Jeff Skaar since 12/31/2025)

04/01/2026 to 12/31/2029

NOW, THEREFORE, BE IT RESOLVED, to appoint Brandon Rubik and Amy Kolakowski to fill vacancies on the Sullivan County Community Services Board to reflect the dates set opposite of each of their names.



Sullivan County
Legislative Memorandum

100 North Street
Monticello, NY 12701

File #: ID-8296

Agenda Date: 4/16/2026

Agenda #: 3.

RESOLUTION INTRODUCED BY THE HEALTH AND HUMAN SERVICES COMMITTEE TO APPLY FOR AND ENTER INTO AN AGREEMENT TO ACCEPT FUNDING FROM THE GOVERNOR’S TRAFFIC SAFETY COMMITTEE FOR THE CHILD PASSENGER SAFETY PROGRAM

WHEREAS, motor vehicle accidents remain a leading cause of injury and death among children and families in the United States and a significant contributor to injury-related mortality and hospitalization in Sullivan County; and according to the Centers for Disease Control and Prevention, in 2022 there were over 2.6 million emergency department visits and more than 44,000 deaths from motor vehicle crashes, and between 2020-2022, Sullivan County had the highest three-year average motor vehicle-related mortality rate in the Mid-Hudson Region at 14.9 per 100,000 population; and improper or inconsistent use of child safety seats and seat belts, along with other preventable risk factors such as speeding and impaired driving, contribute to increased risk of injury and death; and evidence-based interventions, including child passenger safety education, proper car seat distribution, and installation support, are proven to significantly reduce injury and fatality among infants and children; and

WHEREAS, each year, the New York State Governor’s Traffic Safety Committee offers grant funding to mitigate motor vehicle injury and death; and

WHEREAS, the Sullivan County Department of Public Health routinely applies for and receives funds that are used to implement a Child Passenger Safety program that provides child safety seats and education for parents of children; and

WHEREAS, to qualify for the Child Passenger Safety program families must have income at or below 200% of the Federal poverty level; and

WHEREAS, the Sullivan County Department of Health intends to apply for a \$15,000 award that requires no matching funds to continue implementing this program for the period of 10/1/2026 through 9/30/2027; and

WHEREAS, the 2027 GTSC Child Passenger Safety Seat Program is a reimbursement-based program.

NOW, THEREFORE, BE IT RESOLVED, that the Sullivan County Legislature hereby authorizes the County Manager, Chairman of the County Legislature, and/or their authorized representative (*as required by the funding source*) to execute any and all necessary documents to submit the Governor’s Traffic Safety Committee Child Passenger Safety application for funding; and

BE IT FURTHER RESOLVED, that the Sullivan County Legislature hereby authorizes the County Manager, and / or Chairman of the County Legislature (*as required by the funding source*) to accept the award, and enter into an award agreement or contract to administer the funding secured, in such form as the County Attorney

shall approve; and

BE IT FURTHER RESOLVED, that should the Governor's Traffic Safety Committee funding be terminated, the County shall not be obligated to continue any action undertaken by the use of this funding.

**Moved by,
Seconded by,
and adopted on motion,**



Sullivan County
Legislative Memorandum

100 North Street
Monticello, NY 12701

File #: ID-8301

Agenda Date: 4/16/2026

Agenda #: 4.

Narrative of Resolution:

To execute agreements between Public Health Department and the New York State Education Department Service Providers

If Resolution requires expenditure of County Funds, provide the following information:

Amount to be authorized by Resolution: \$0

Are funds already budgeted? Yes

If 'Yes,' specify appropriation code(s): A-4059-40-4016

If 'No,' specify proposed source of funds: Click or tap here to enter text.

Specify Compliance with Procurement Procedures: Once the contract is signed, Public Health Department will comply with the county procurement policy and procedures regarding preschool related services.

RESOLUTION INTRODUCED BY HEALTH AND HUMAN SERVICES COMMITTEE TO AUTHORIZE THE COUNTY MANAGER TO EXECUTE AGREEMENTS BETWEEN THE DEPARTMENT OF PUBLIC HEALTH AND NEW YORK STATE EDUCATION DEPARTMENT PRESCHOOL SERVICE PROVIDERS

WHEREAS, Sullivan County provides *mandated* Early Intervention and Developmental Preschool Educational Services to eligible children within Sullivan County and is *mandated* to pay for such services at State-approved rates; and

WHEREAS, Sullivan County needs to authorize contract renewals with authorized New York State Education Department Preschool Service Providers for the period beginning July 1, 2026 to June 30, 2029 at State-approved rates.

NOW, THEREFORE, BE IT RESOLVED, the Sullivan County Legislature does hereby authorize the County Manager to execute an agreement between Department of Public Health and New York State Education Department Preschool Service Providers for the period of July 1, 2026 to June 30, 2029 in such form that the County Attorney will approve.



Sullivan County
Legislative Memorandum

100 North Street
Monticello, NY 12701

File #: ID-8302

Agenda Date: 4/16/2026

Agenda #: 5.

Narrative of Resolution:

To execute agreement between Public Health Department and Goshen Speech and Hearing Center for preschool related services.

If Resolution requires expenditure of County Funds, provide the following information:

Amount to be authorized by Resolution: \$0

Are funds already budgeted? Yes

If 'Yes,' specify appropriation code(s): A-4059-40-4016

If 'No,' specify proposed source of funds: Click or tap here to enter text.

Specify Compliance with Procurement Procedures: Once the contract is signed, Public Health Department will comply with the county procurement policy and procedures regarding preschool related services.

RESOLUTION INTRODUCED BY HEALTH AND HUMAN SERVICES COMMITTEE TO AUTHORIZE THE COUNTY MANAGER TO EXECUTE AGREEMENT BETWEEN THE DEPARTMENT OF PUBLIC HEALTH AND GOSHEN SPEECH AND HEARING CENTER FOR PRESCHOOL RELATED SERVICES

WHEREAS, Sullivan County provides *mandated* Early Intervention and Developmental Preschool Educational Services to eligible children within Sullivan County and is *mandated* to pay for such services at State-approved rates; and

WHEREAS, Sullivan County needs to authorize contract renewal with Goshen Speech and Hearing Center for the period beginning May 1, 2026 to April 30, 2029 at State-approved rates.

NOW, THEREFORE, BE IT RESOLVED, the Sullivan County Legislature does hereby authorize the County Manager to execute an agreement between Department of Public Health and Goshen Speech and Hearing Center for the period of May 1, 2026 to April 30, 2029 in such form that the County Attorney will approve.



Sullivan County
Legislative Memorandum

100 North Street
Monticello, NY 12701

File #: ID-8303

Agenda Date: 4/16/2026

Agenda #: 6.

Narrative of Resolution:

To execute an agreement between DSS and DNA Diagnostics Center, Inc.

If Resolution requires expenditure of County Funds, provide the following information:

Amount to be authorized by Resolution: \$7,000

Are funds already budgeted? Yes

If 'Yes,' specify appropriation code(s): A6010-38-47-4720

If 'No,' specify proposed source of funds: Click or tap here to enter text.

Specify Compliance with Procurement Procedures: 140-3.4. Contracting for professional services

INTRODUCED BY HEALTH AND HUMAN SERVICES COMMITTEE TO AUTHORIZE THE COUNTY MANAGER TO EXECUTE AGREEMENT BETWEEN DEPARTMENT OF SOCIAL SERVICES AND DNA DIAGNOSTICS CENTER, INC. FOR THE PROVISION OF GENETIC (DNA) TESTING AND REPORTING SERVICES FOR THE PERIOD OF APRIL 1, 2026 THROUGH MARCH 31, 2027

WHEREAS, the County of Sullivan, through the Department of Social Services, has need of genetic identity (DNA) testing and reporting to establish parentage in child support enforcement cases; and

WHEREAS, the Department of Social Services contracts with a state approved provider, DNA Diagnostics Center, Inc., for those services; and

WHEREAS, DNA Diagnostics Center, Inc., is capable of and willing to provide such services at prevailing rates.

NOW, THEREFORE, BE IT RESOLVED, that the Sullivan County Legislature does hereby authorize the County Manager to enter into agreement with DNA Diagnostics Center, Inc., for the provision of DNA testing and reporting services at a cost not to exceed \$7,000 during the period from April 1, 2026 through March 31, 2027; and

BE IT FURTHER RESOLVED, the maximum of these contracts shall not exceed \$7,000 for DNA testing and reporting related services; and

BE IT FURTHER RESOLVED, that the form of said contracts will be approved by the Sullivan County Attorney's Office.



Sullivan County
Legislative Memorandum

100 North Street
Monticello, NY 12701

File #: ID-8304

Agenda Date: 4/16/2026

Agenda #: 7.

Narrative of Resolution:

To enter into an agreement between DSS and the County Attorney’s Office

If Resolution requires expenditure of County Funds, provide the following information:

Amount to be authorized by Resolution: \$703,619.60

Are funds already budgeted? Yes

If ‘Yes,’ specify appropriation code(s): A-6010-38-46-4644

If ‘No,’ specify proposed source of funds: Click or tap here to enter text.

Specify Compliance with Procurement Procedures: N/A

RESOLUTION INTRODUCED BY HEALTH AND HUMAN SERVICES COMMITTEE TO AUTHORIZE COUNTY MANAGER TO ENTER INTO AGREEMENT BETWEEN THE DEPARTMENT OF SOCIAL SERVICES AND THE COUNTY ATTORNEY’S OFFICE FROM JANUARY 1, 2025 THROUGH DECEMBER 31, 2025

WHEREAS, the County of Sullivan, through the Department of Social Services, is required to provide various services; and

WHEREAS, the Department developed a cooperative agreement for these services with County Attorney’s Office for the purposes of claiming reimbursement to New York State; and

WHEREAS, this agreement will be at a total cost not to exceed the actual cost of the staff involved in the provision of services by the County Attorney’s Office in salaries and benefits adjusted for the time of service and other program expenditures provided during the period from January 1, 2025 through December 31, 2025.

NOW, THEREFORE, BE IT RESOLVED, the Sullivan County Legislature does hereby authorize the County Manager to execute an agreement between the Department of Social Services and the County Attorney’s Office for the provision of services and support during the period from January 1, 2025 through December 31, 2025; and

BE IT FURTHER RESOLVED, the maximum of this agreement is not to exceed the approved budgeted amount during the period from January 1, 2025 through December 31, 2025; and

BE IT FURTHER RESOLVED, that the form of said contract will be approved by the County Attorney’s Office.