

Student Homelessness

Created by Sheyla
Anguisaca-Llanos and
Gavin Shupe



Introduction

- Homelessness among students in Sullivan County is a growing and urgent issue.
- Students struggle in a variety of ways.
- Everyone deserves a secure place to stay and learn.









Societal Issue

There are too many homeless students in Sullivan County, New York.



What defines a homeless student?

A homeless student is defined by the McKinney-Vento Act as a minor that lacks a “fixed, regular, and adequate nighttime residence”.

	Includes staying in motels, hotels, shelters, or trailer parks
	Includes substandard or inadequate housing
	Includes living in places not meant for sleeping
	Includes living in cars, parks, public spaces, or abandoned buildings
	Includes migratory children in these living situations
	Includes “doubled-up” living due to loss of housing or financial hardship

Point I

01

Housing Cost

02


Instability

03

Low Income

04

Cost of living



Evidence – Point I

Average Rent

1 bedroom: over
\$1,000/month
4-bedroom: up to
\$1,821/month

Motels/Hotels

~70 families in
Sullivan County lived
in motels/hotels
(2023)
Average cost:
\$82.16/night →
~\$2,464.80/month
→ ~\$29,577.90/per
year
→ ~\$2,070,432 for 70
families a year

Income

Per capita
income:
\$42,334/year
(~\$3,527/month)

A living wage?

After living
costs, only
~\$1,062 left for
all other
expenses

**Can someone truly live
with that amount of
money?**



Cost of food

The average household size is 4 people. According to the USDA low-cost food plan it would cost \$1022.30 per month to feed a family of 4.

Cost varies by family size, gender, and age.

Cost of Food at Home at Three Levels: U.S. Average, April 2026²

[Download Three Levels PDF](#)

Age-Sex Groups ²	Low-Cost Plan Weekly Cost ³	Low-Cost Plan Monthly Cost ³	Moderate-Cost Plan Weekly Cost	Moderate-Cost Plan Monthly Cost	Liberal Plan Weekly Cost	Liberal Plan Monthly Cost
Child						
1 year	\$38.10	\$165.00	\$42.90	\$185.90	\$51.90	\$224.70
2-3 years	\$39.60	\$171.80	\$47.40	\$205.20	\$57.70	\$249.80
4-5 years	\$41.00	\$177.60	\$50.80	\$220.20	\$61.30	\$265.50
6-8 years	\$60.20	\$261.00	\$69.80	\$302.60	\$81.60	\$353.50
9-11 years	\$61.90	\$268.30	\$80.30	\$347.80	\$93.50	\$405.20
Female						
12-13 years	\$61.50	\$266.30	\$73.80	\$319.80	\$91.80	\$397.80
14-19 years	\$62.00	\$268.80	\$74.00	\$320.70	\$91.50	\$396.70
20-50 years	\$63.30	\$274.10	\$77.20	\$334.50	\$98.40	\$426.20
51-70 years	\$61.50	\$266.30	\$75.70	\$328.00	\$91.30	\$395.60
71+ years	\$61.50	\$266.60	\$75.80	\$328.50	\$90.60	\$392.40
Male						
12-13 years	\$72.60	\$314.50	\$89.90	\$389.70	\$105.50	\$457.30
14-19 years	\$73.70	\$319.20	\$92.20	\$399.30	\$108.70	\$470.90
20-50 years	\$72.80	\$315.40	\$91.30	\$395.40	\$111.50	\$483.30
51-70 years	\$68.50	\$296.80	\$85.90	\$372.20	\$103.00	\$446.30
71+ years	\$67.80	\$293.90	\$83.70	\$362.60	\$102.80	\$445.40

Cost of utilities

NYSEG electricity

- \$100-\$150 in the summer
- \$150-\$250 in the winter

Water

- \$20-\$45 per month
- \$150-\$240 quarterly (Liberty)

Spectrum internet

- \$75-\$85 per month (standard rate)

Average Gas

- Studio / 1-Bedroom: \$20-\$50 per month (up to \$75).
- 2-Bedroom: \$35-\$70 per month (up to \$100+).
- 3-Bedroom: \$60-\$95 per month (up to \$130+).

Point 2 – Mental Health/substance abuse



Large drug problem



Hardships



Poor mental health



Terrible surroundings

Evidence – Point 2

Drug abuse

- ~62.8 per 100,000 overdose rate
- 6% of homeless have a SUD
- Motels are overrun

Mental health

- Higher suicide rates
- 11% of adults have SMI
- 14% were unaccompanied youth (24 and younger)
- At risk for depression
- Higher victimization rates



Point 3: Dropout rates

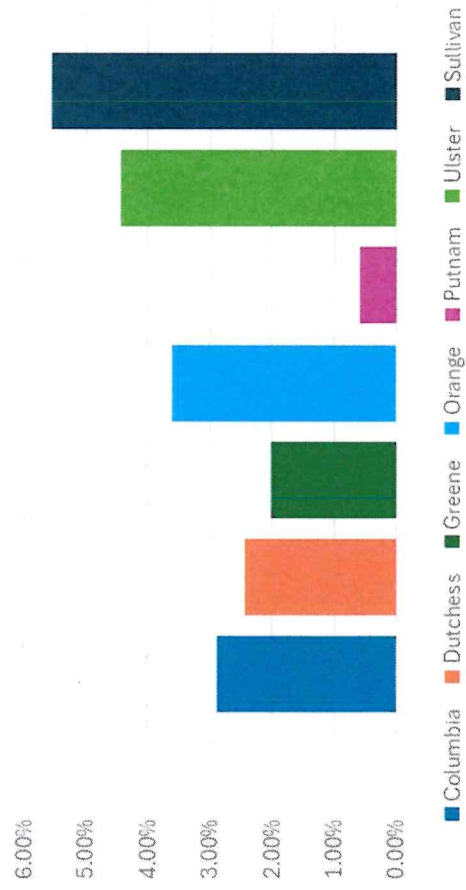
- A lower high school graduation rate compared to other counties in New York State.
- Cycle of homelessness.

Evidence – Point 3




Out of 34 randomly selected counties in New York State, Sullivan County has a lower high school graduations rate than 29 of those counties and has a higher high school graduation rate than five of those counties.



Percent of Homeless Students
2023 - 24 School Year




Percent of Students Who Graduated
2023 - 24 School Year



Building gateway housing

Grant	Who would build it	Where
Community Development block grant from the US department of Housing and Urban Development.	Habitat for Humanity	\$150,000 2 acres in Kiamasha lake
\$300,000-\$1 million	\$150 and \$350 per square foot	\$325,000 4.16 acres in Monticello
Housing and Assistance Program (HHAP)		**\$249,900 13.36 acers in Monticello
\$1 million-\$5 million		\$129,900 10.6 acers in Thompsonville



Piece of land

MLS# 854177

resaltor.com/realstateandhomes-detail/Nys-Route-17B_Monticello_NY_12701_Mg...
New Vision Health
New Chrome available

Back 3 bed, 3 bath in Monticello, NY

Listed by CAROL A MALEK
Brokered by Malek Properties



How much home can I afford? (find out)


Land for sale

\$249,900

13.36 acre lot

Tbd Nys Route 17B, Monticello, NY 12701

Est. \$1,559/mo. Get pre-approval



Add a commute

More about this property

Full name *

Email *

Phone *

How can an agent help?
I'm interested in Tbd Nys Route 17B

Email agent

By providing you contact to receive calls and texts at the number you provided, including marketing by advertiser and personalized and artificial voice, and from neighbors and others about your inquiry and contact information. We will not share your contact information with any third party without your consent. We are not providing a home, but just as a contact of any search.



Opposing Viewpoint

Thesis

We firmly and wholeheartedly believe that student homelessness is a real and concurrent issue, for all students considered homeless – no matter if they are doubled up or where gateway housing must be built for them.

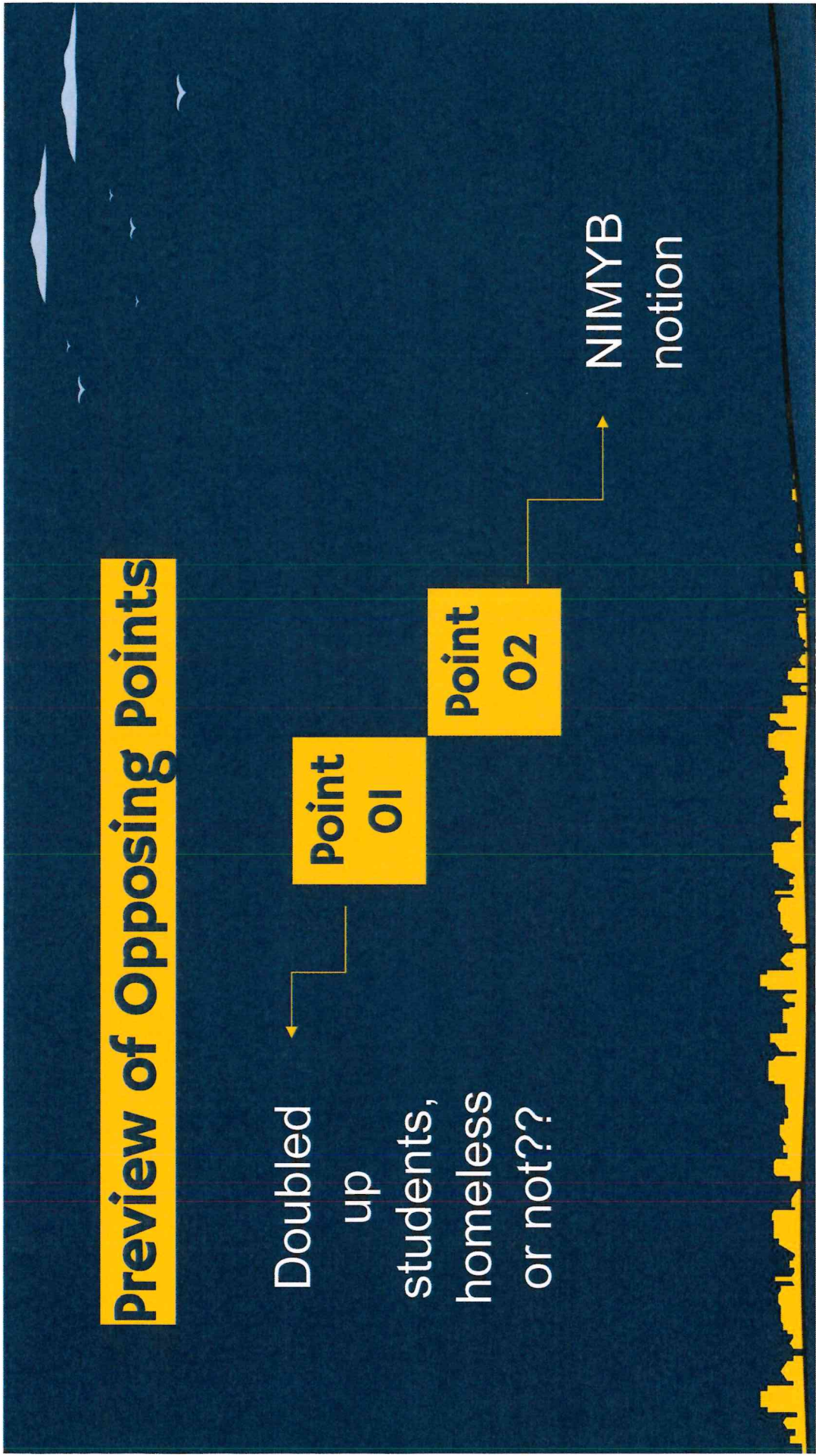
Preview of Opposing Points

Doubled
up
students,
homeless
or not??

Point
01

Point
02

NIMBY
notion



Oppositions First Belief

01

The majority of students that are considered to be homeless in the county are living doubled up.

02

Legal classification of homelessness.

03

This condition isn't as serious as raw or traditional homelessness.

04

2024 – 25 school year, about 68% of homeless students doubled up in the county. Percent average 2021 – 22 school year. 2024 – 25 school year is 71.25%.

Opposing Point I - Rebuttal

Support

They also face high amounts of economic instability.

Student Risk

More stress and mental burden on the students.

Awareness

People who are living doubled up are at risk of being asked to leave at any time.

Safety

Extra occupants in an apartment or living space can violate lease agreements and create unsafe/overcrowded conditions.

Oppositions Second Belief

01

Community wants improvements but not at their own expense.

02

"Not in my backyard notion"

03

Concern for safety

04

Will cause an influx of homeless people, drug addicts/dealers, and criminals

Opposing Point 2 - Rebuttal

- Valid concerns
- We cannot exclude people based on their circumstances
- Provide support and safety

Conclusion

- We need gateway housing.
- Think about the children.
- Provide support instead of ridicule.

Resources

- Empire Justice Center. (n.d.). Sullivan County self-sufficiency plan (SSP-1). Retrieved from <https://empirejustice.org/wp-content/uploads/Sullivan-SSP-1.pdf>
- Empire Justice. (2025). public assistance shelter supplement for families request January 2025. Retrieved on April 17, 2026. Retrieved from <https://empirejustice.org/wp-content/uploads/Sullivan-SSP-1.pdf>
- HHS: Office of Disease Prevention and Health Promotion. (2018). High school graduation. Retrieved on April 17, 2026. Retrieved from <https://odphp.health.gov/healthypeople/priority-areas/social-determinants-health/literature-summaries/high-school-graduation>
- Kull, M., Morton, M., Patel, S., Curry, S., & Devorah Carreon, E. (2019). Homelessness and education systems can work together to improve youth outcomes. Chapin Hall. Retrieved on April 17, 2026. Retrieved from <https://www.chapinhall.org/research/education-youth-homelessness/>
- National Conference of State Legislatures. (2025). Strengthening supports for students experiencing homelessness. Retrieved on April 17, 2026. Retrieved from <https://www.ncsl.org/education/strengthening-supports-for-students-experiencing-homelessness>
- Pattern for Progress. (2024). Emergency housing in the Hudson Valley (2024 report). Retrieved on April 17, 2026. Retrieved from <https://www.pattern-for-progress.org/wp-content/uploads/2024/10/Emergency-Housing-2024-FINAL.pdf>
- SchoolHouse Connection. (2026). 2026 Fact sheet: educating children and youth experiencing homelessness. SchoolHouse Connection. Retrieved on April 17, 2026. Retrieved from <https://schoolhouseconnection.org/article/fact-sheet-educating-children-and-youth-experiencing-homelessness>
- SchoolHouse Connection. (2026). More than 1.5 million students experienced homelessness, public schools identified and supported them. SchoolHouse Connection. Retrieved on April 17, 2026. Retrieved from <https://schoolhouseconnection.org/article/1-5m-homeless-students-2023-24>
- Redfin. (n.d.). How much are apartment utilities? Redfin. <https://www.redfin.com/blog/how-much-are-apartment-utilities/>
- U.S. Department of Agriculture, Food and Nutrition Service, Center for Nutrition Policy and Promotion. (n.d.). USDA food plans: Cost of food monthly reports. <https://www.fns.usda.gov/research/cnpp/usda-food-plans/cost-food-monthly-reports>
- National Association of Home Builders. (2025, June 10). *Confronting the challenges of "Not in My Backyard (NIMBY)" attitudes*. <https://www.nahb.org/blog/2025/06/confronting-nimby-attitudes>
- New York State Office of the State Comptroller. (2025, January 22). *DiNapoli: Numbers of homeless population doubled in New*



Thanks

Do you have any questions?

CREDITS: This presentation template was created by **Slidesgo**, and includes icons by **Flaticon**, and infographics & images by **Freepik**